



*Street*  
**YAMAHA**

*1974*

**PARTS LIST**

**MODEL TX650A**

**NOTICE**

ALL PART NUMBERS CONTAINED IN THIS CATALOGUE ARE COMPRISED OF TEN DIGITS. WHEN ORDERING, PLEASE ADD TWO ZEROS TO THE END OF EACH PART NUMBER REQUIRED TO CONVERT THE TEN DIGITS INTO THE NEW TWELVE DIGIT NUMBERS.

**YAMAHA MOTOR CO., LTD.**



**YAMAHA**

**PARTS LIST**

**MODEL TX650A**

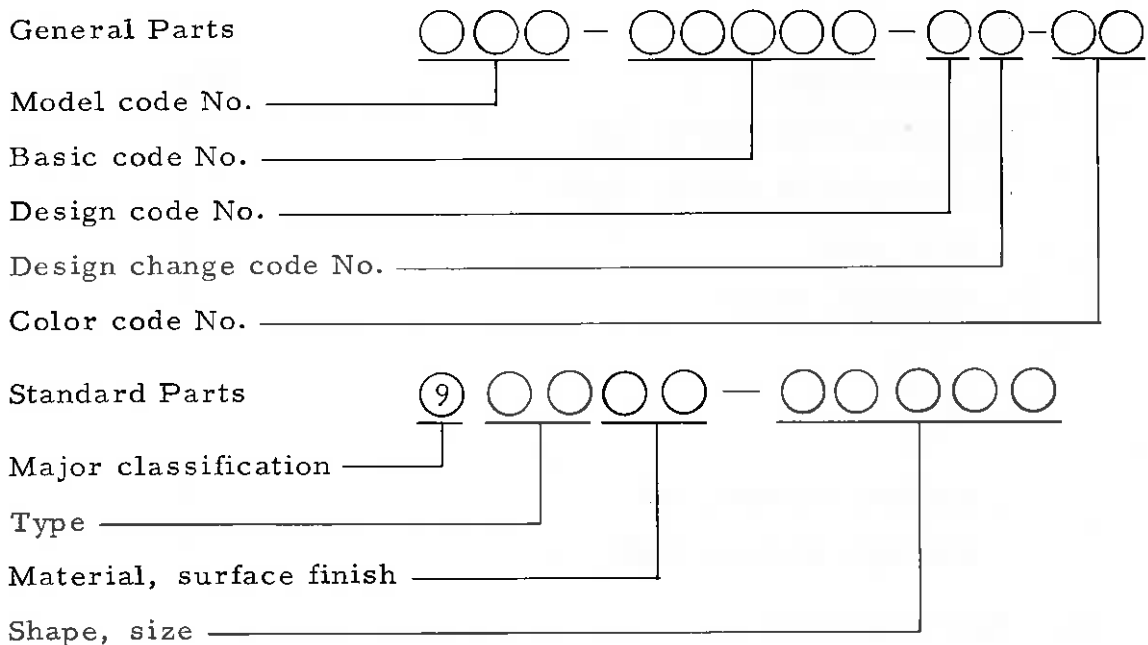


# FOREWORD

This Parts List relates to the parts in use for the Yamaha TX650A. When you are ordering replacement parts for the TX650A, refer to this Parts List and quote both part numbers and part names correctly.

1. Structure of Part No.

Yamaha parts are divided largely into two categories; general parts and standard parts, and each part No. has the following structure:



Note: Every standard No. begins with 9.

2. How to Use this Parts List

(1) Except for steel balls (whose size is indicated in inches), the size of all parts is indicated in millimeters in the following manner.

- Pipe (rubber or vinyl) . . . . Inside diameter - length
- O-ring . . . . . Section area - inside diameter
- Washer, shim, collar . . . . Inside diameter - outside diameter - thickness (length)

(2) Parts, which are to be supplied in the form of assemblies, are listed with an indention of one letter's space, and a dot (.) is put

against the name of each part. If any two different assemblies (e.g., right and left side components) consist of almost the same type components, these two assemblies are listed in two lines, and then the names of component parts are listed in the subsequent lines with an indentation as mentioned earlier. The quantity of parts is given in the following manner; that is, in the case of parts being the same in type between the right and left, a total quantity of parts is given. On the other hand, if the right and left side parts are different in type, the quantity of part(s) on each side is given.

Example

Description	Q'ty
CARBURETOR ASS'Y, left	1
CARBURETOR ASS'Y, right	1
. JET, pilot	2
. NOZZLE, main	2
⋮	
. LEVER, starter, left	1
. LEVER, starter, right	1

(3) Key to Symbols

- U. R. . . . . Use size (thickness) and/or number as required
- U. N. . . . . Use as many as you need.
- T . . . . . Number of teeth in a gear
- V . . . . . Voltage for light bulbs
- S . . . . . "S" type oil seal or "S" type circlip
- SD . . . . . "SD" type oil seal
- SO . . . . . "SO" type oil seal
- SW . . . . . "SW" type oil seal
- E . . . . . "E" type circlip
- R . . . . . "R" type circlip
- F/No. . . . . Frame No. (Applicable machine No.)

- (4) The right and left in relation to parts are determined on the basis of the rider facing toward the front.
- (5) This Parts List is based on the model in the production line on Jul., 15, 1973. Accordingly, if any modifications which have been made to parts will be announced in the Yamaha Parts News. It is advisable that according to the Yamaha Parts News, You will make necessary corrections to the Parts List on hand to keep it up-to dated.





# CONTENTS

## ENGINE

Fig. 1	Cylinder Head · Cylinder Head Cover .....	1
Fig. 2	Cylinder .....	5
Fig. 3	Valve · Rocker Arm .....	7
Fig. 4	Crank · Piston .....	9
Fig. 5	Camshaft · Chain Tensioner .....	13
Fig. 6	A.C. Generator .....	17
Fig. 7	Starting Motor Unit .....	19
Fig. 8	Starting Motor .....	21
Fig. 9	Oil Pump .....	23
Fig. 10	Tachometer Gear .....	27
Fig. 11	Clutch .....	29
Fig. 12	Transmission .....	33
Fig. 13	Shifter 1 .....	37
Fig. 14	Shifter 2 .....	41
Fig. 15	Kick Starter .....	43
Fig. 16	Crankcase .....	45
Fig. 17	Crankcase Cover Left .....	47
Fig. 18	Crankcase Cover Right .....	49
Fig. 19	Intake .....	51
Fig. 20	Carburetor .....	53
Fig. 21	Exhaust .....	59

## CHASSIS

Fig. 22	Frame .....	63
Fig. 23	Box · Side Cover .....	67
Fig. 24	Stand · Footrest · Brake Pedal .....	69
Fig. 25	Rear Arm · Rear Cushion · Chain Case .....	73
Fig. 26	Front Fender · Rear Fender .....	75

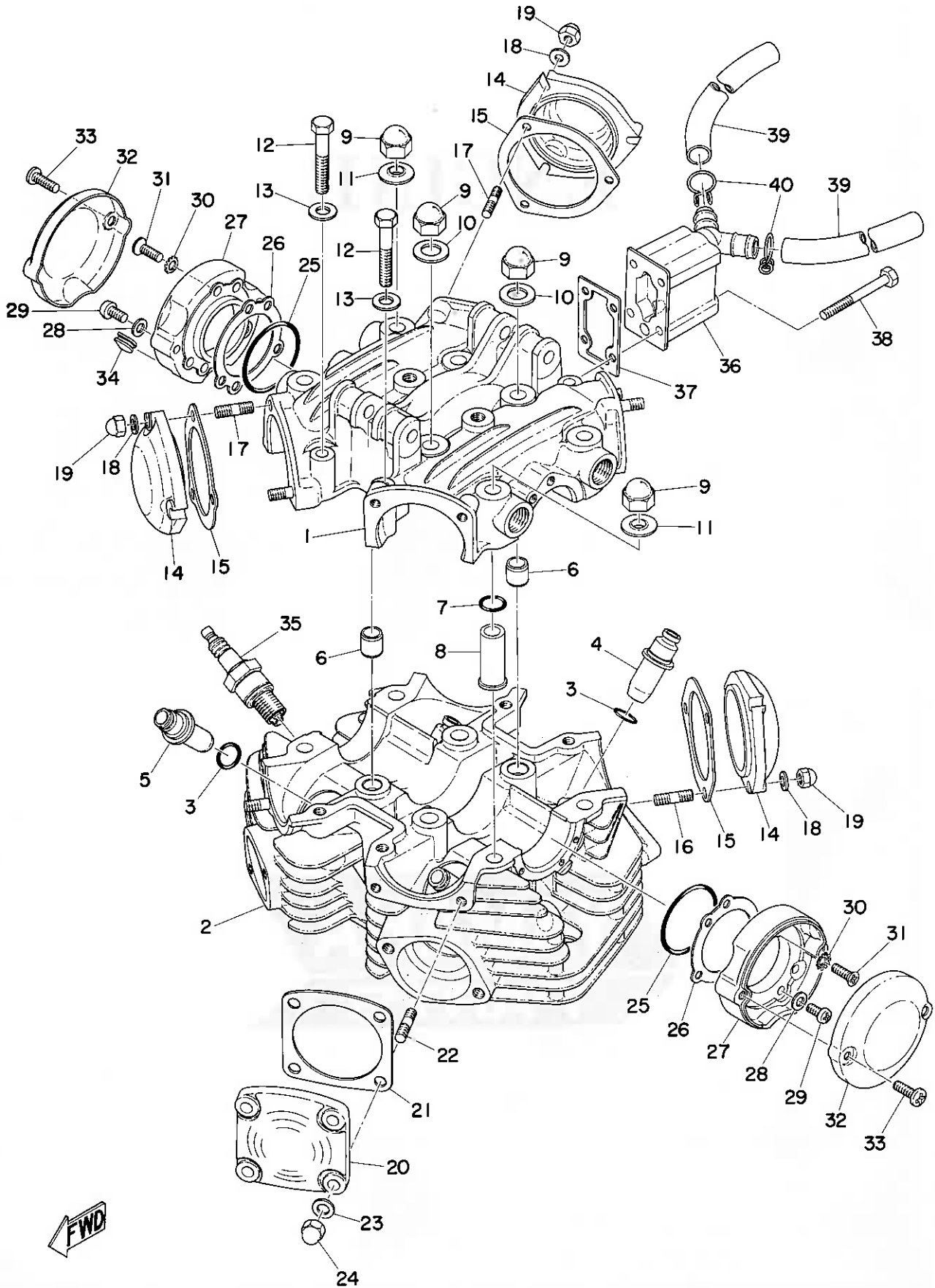
Fig. 27	Front Fork .....	79
Fig. 28	Steering .....	83
Fig. 29	Handle · Wire .....	85
Fig. 30	Master Cylinder · Brake Hose .....	87
Fig. 31	Fuel Tank .....	91
Fig. 32	Seat .....	95
Fig. 33	Front Wheel .....	97
Fig. 34	Disk Brake · Caliper .....	101
Fig. 35	Rear Wheel .....	103
Fig. 36	Head Lamp .....	107
Fig. 37	Speedometer · Tachometer .....	111
Fig. 38	Tail Lamp .....	113
Fig. 39	Flasher Lamp .....	115
Fig. 40	Electrical 1 .....	117
Fig. 41	Electrical 2 .....	121

## NUMERICAL INDEX

# ENGINE



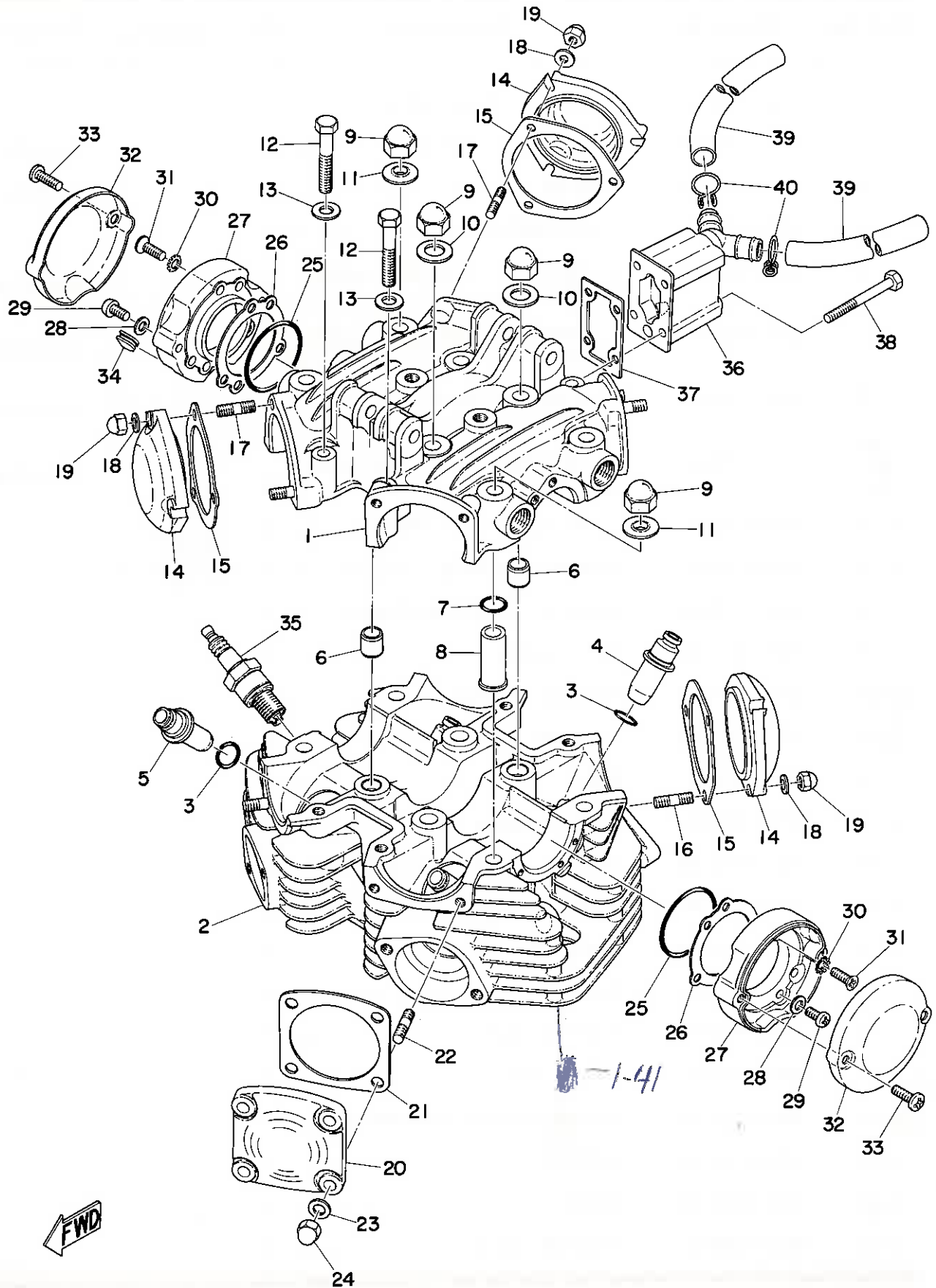
Fig. 1 CYLINDER HEAD · CYLINDER HEAD COVER



## CYLINDER HEAD · CYLINDER HEAD COVER

Ref. No.	Parts No.	Description	Q'ty	Applicable Machine No.	Remarks
1- 0-1	306-11110-03	CYLINDER HEAD ASS'Y	1		
1- 1	306-11191-03	. COVER, cylinder head	1		Not for sale
1- 2	306-11111-01	. HEAD, cylinder	1		Not for sale
1- 3	93210-15151	. . O-RING (1.5-4.5)	4		
1- 4	256-11133-11	. . BUSHING, valve guide intake (1st O.S)	2		Alternate Parts
	256-11133-21	. . BUSHING, valve guide intake (2nd O.S)	2		Alternate Parts
1- 5	256-11134-11	. . BUSHING, valve guide exhaust (1st O.S)	2		Alternate Parts
	256-11134-21	. . BUSHING, valve guide exhaust (2nd O.S)	2		Alternate Parts
1- 6	91810-16016	. PIN, dowel (12.3-15-16)	2		
1- 7	93210-12152	O-RING (1.8-11.5)	4		
1- 8	256-11199-00	SLEEVE, cylinder head cover	4		
1- 9	256-11171-00	NUT, holding	8		
1-10	256-11174-00	WASHER, holding	4		
1-11	256-11173-02	WASHER, sealing	4		
1-12	97201-08060	BOLT	4		
1-13	92903-08200	WASHER, plain	4		
1-14	256-11186-00	COVER, cylinder head side 1	3		
1-15	256-11196-01	GASKET, cylinder head side 1	3		
1-16	256-11179-00	BOLT, stud	3		
1-17	306-11179-00	BOLT, stud	6		
1-18	92903-06200	WASHER, plain	9		
1-19	98803-06700	NUT, crown	9		
1-20	306-11185-09	COVER, cylinder head side 3	1		
1-21	306-11198-00	GASKET	1		
1-22	802-13558-00	STUD	4		
1-23	92903-08200	WASHER, plain	4		

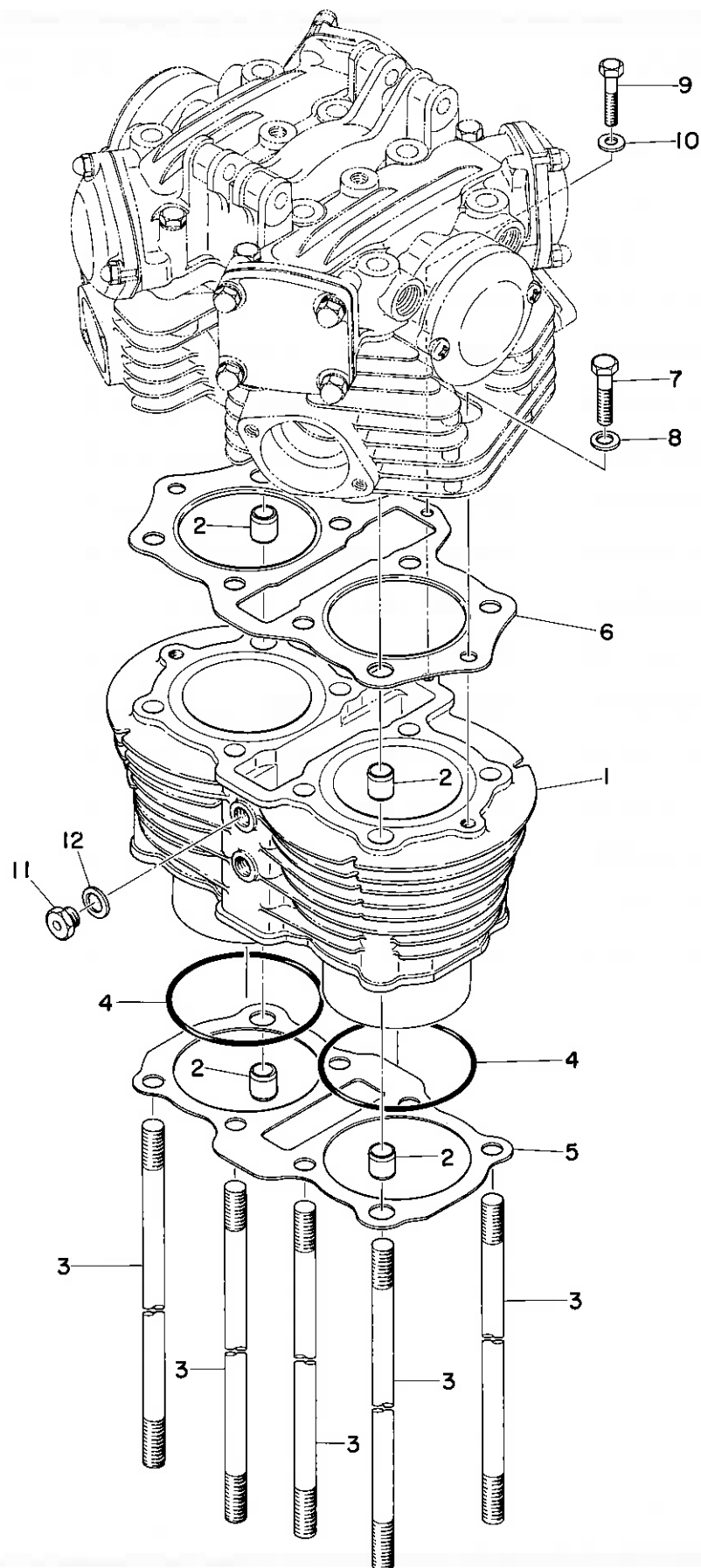
Fig. 1 CYLINDER HEAD · CYLINDER HEAD COVER



## CYLINDER HEAD · CYLINDER HEAD COVER

Ref. No.	Parts No.	Description	Q'ty	Applicable Machine No.	Remarks
1-24	98803-08700	NUT, crown .....	4		
1-25	93210-45150	O-RING (2.3-45) .....	2		
1-26	256-11146-00	GASKET, breaker cover .....	2		
1-27	256-11157-01	COVER, breaker 1 .....	2		
1-28	92901-06200	WASHER, plain .....	2		
1-29	256-11151-00	SCREW, breaker plate .....	2		
1-30	92901-06500	WASHER, tooth .....	6		
1-31	92701-06015	SCREW, flathead .....	6		
1-32	256-11158-01	COVER, breaker 2 .....	2		
1-33	91903-06020	SCREW, bind .....	4		
1-34	256-11159-00	PLUG, blind .....	1		
1-35	94701-00044	PLUG, spark (B-7ES) .....	2		
1-36	<sup>417</sup> 256-11108-03 <sup>00</sup>	BREATHER COVER ASS'Y .....	1		
1-37	256-11169-00	GASKET, breather cover .....	1		
1-38	91316-06060	BOLT .....	4		
1-39	366-11166-10	PIPE, breather 1 .....	2		
1-40	256-11189-00	CLIP, pipe .....	2		
1-41	417-11135-00	plate, breather	1		

Fig. 2 CYLINDER

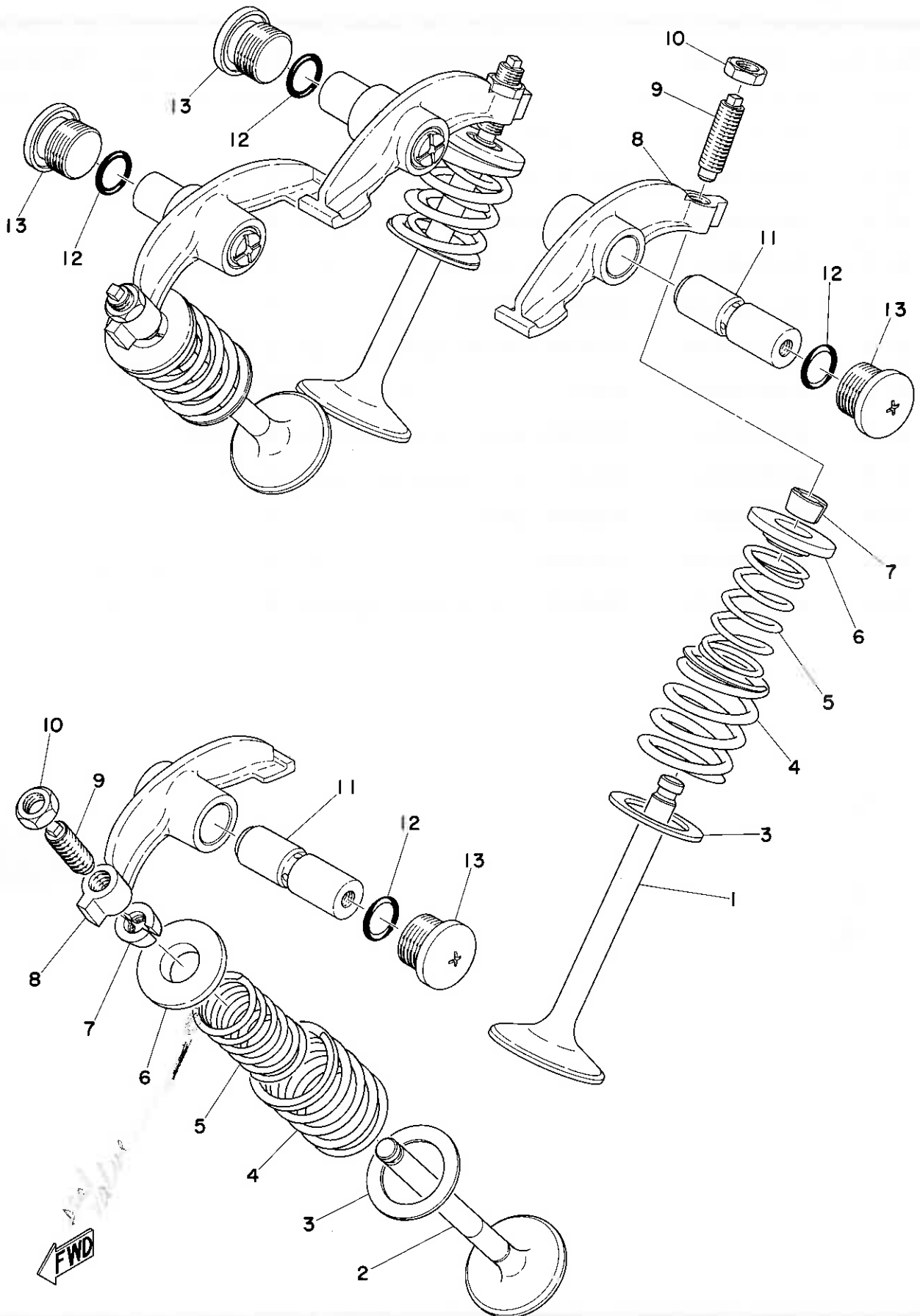




# CYLINDER

Ref. No.	Parts No.	Description	Q'ty	Applicable Machine No.	Remarks
2- 1	306-11311-00	CYLINDER .....	1		
2- 2	91810-16016	PIN, dowel (10.5-14-16) .....	4		
2- 3	256-11361-00	BOLT, cylinder holding .....	8		
2- 4	93210-82153	O-RING (1.5-81.5) .....	2		
2- 5	256-11351-00	GASKET, cylinder .....	1		
2- 6	306-11181-00	GASKET, cylinder head .....	1		
2- 7	97101-08035	BOLT .....	2		
2- 8	92903-08200	WASHER, plain .....	2		
2- 9	91103-06035	BOLT .....	1		
2-10	92903-06200	WASHER, plain .....	1		
2-11	256-11395-02	HOLDER .....	2		
2-12	256-11397-01	GASKET .....	2		

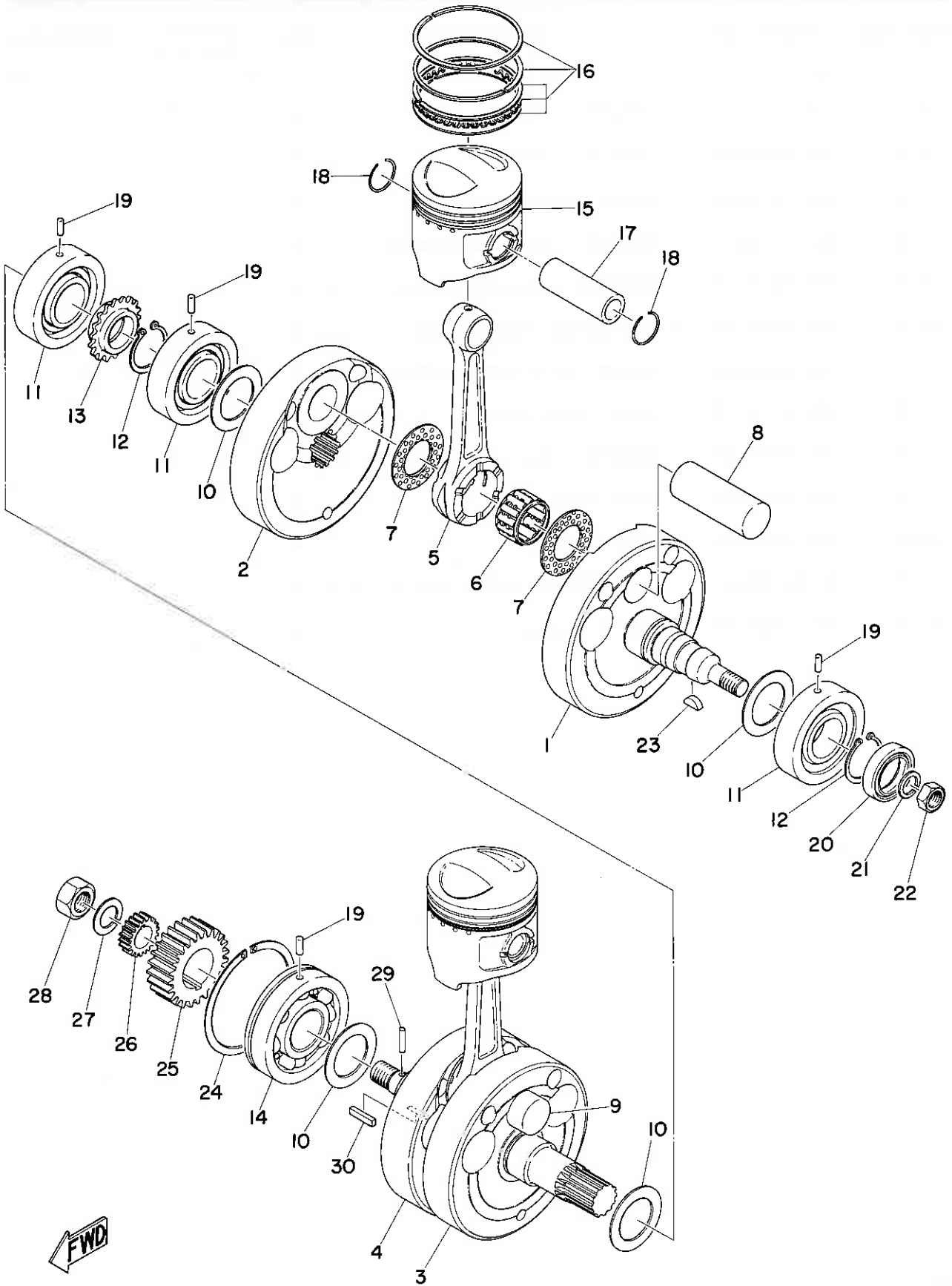
Fig. 3 VALVE · ROCKER ARM



## VALVE · ROCKER ARM

Ref. No.	Parts No.	Description	Q'ty	Applicable Machine No.	Remarks
3- 1	341-12111-01	VALVE, intake .....	2		
3- 2	341-12121-01	VALVE, exhaust .....	2		
3- 3	256-12116-01	SEAT, valve spring .....	4		
3- 4	447-12114-00	SPRING, compression outer ....	4		
3- 5	447-12113-00	SPRING, compression inner ....	4		
3- 6	256-12117-00	RETAINER, valve spring .....	4		
3- 7	341-12118-00	LOCK, valve spring retainer ....	8		
3- 8	306-12151-00	ARM, valve rocker .....	4		
3- 9	341-12159-01	SCREW, valve adjusting .....	4		
3-10	256-12158-00	NUT, lock .....	4		
3-11	256-12156-01	SHAFT, rocker .....	4		
3-12	93210-17143	O-RING (2.5-17.7) .....	4		
3-13	256-11177-00	PLUG, rocker .....	4		
	341-12119-02-00	seal below stem oil .....	4		1.18 each

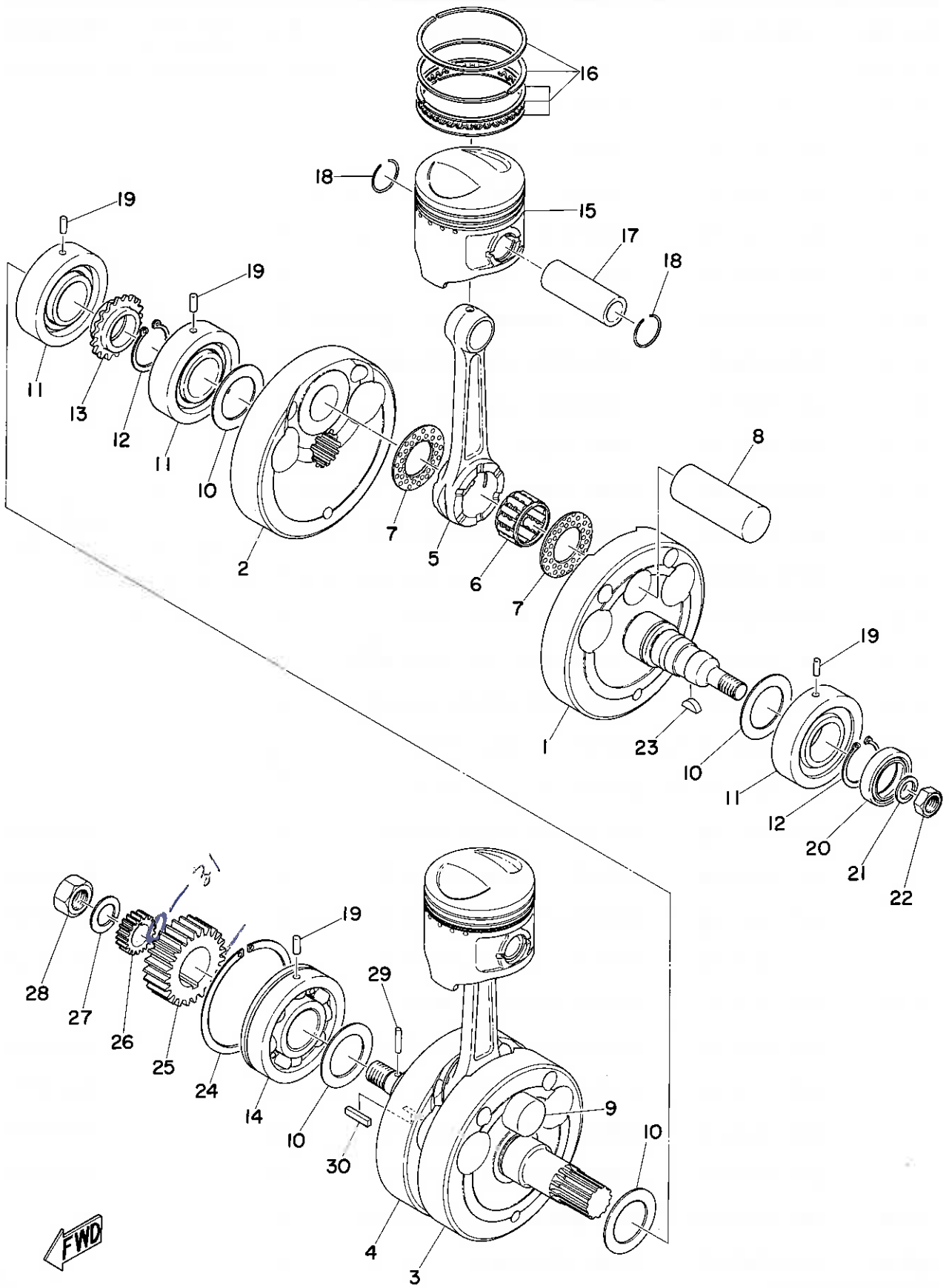
Fig. 4 CRANK · PISTON



# CRANK · PISTON

Ref. No.	Parts No.	Description	Q'ty	Applicable Machine No.	Remarks
4- 0-1	447-11400-00	CRANK ASS'Y .....	1		
4- 1	256-11412-01	. CRANK 1, left .....	1		
4- 2	256-11422-01	. CRANK 1, right .....	1		
4- 3	256-11432-02	. CRANK 2, left .....	1		
4- 4	306-11442-02	. CRANK 2, right .....	1		
4- 5	447-11651-00	. ROD, connecting .....	2		
4- 6	93310-62660	. BEARING, con-rod big end ....	2		
4- 7	256-11685-00	. WASHER, crank pin .....	4		
4- 8	256-11681-00	. PIN, crank .....	1		
4- 9	306-11681-00	. PIN, crank .....	1		
4-10	256-11561-00	. SHIM, crank (32.2-44-1.0) ....	4		
4-11	93390-00003	. BEARING .....	3		
4-12	93410-32019	. CIRCLIP (S-32) .....	2		
4-13	447-11549-01	. SPROCKET, cam chain (18T) ..	1		
4-14	93306-30604	. BEARING (6306C3 special) ...	1		
4-15	447-11631-01-96	PISTON (74.96mm STD) .....	} U.R 2		
	447-11631-00-97	PISTON (74.97mm STD) .....			
	447-11635-01	PISTON (75.25mm 1st O.S) .....	2		Alternate Parts
	447-11636-01	PISTON (75.50mm 2nd O.S) .....	2		Alternate Parts
	447-11637-01	PISTON (75.75mm 3rd O.S) .....	2		Alternate Parts
	447-11638-01	PISTON (76.00mm 4th O.S) .....	2		Alternate Parts
4-16	<sup>447</sup> <del>256</del> -11610-00	PISTON RING SET (STD) .....	2		
	<sup>447</sup> <del>256</del> -11610-10	PISTON RING SET (1st O.S) ....	2s		Alternate Parts
	<sup>447</sup> <del>256</del> -11610-20	PISTON RING SET (2nd O.S) ....	2s		Alternate Parts
	<sup>447</sup> <del>256</del> -11610-30	PISTON RING SET (3rd O.S) ....	2s		Alternate Parts
	<sup>447</sup> <del>256</del> -11610-40	PISTON RING SET (4th O.S) ....	2s		Alternate Parts
4-17	363-11633-00	PIN, piston .....	2		
4-18	341-11634-00	CLIP, piston pin .....	4		

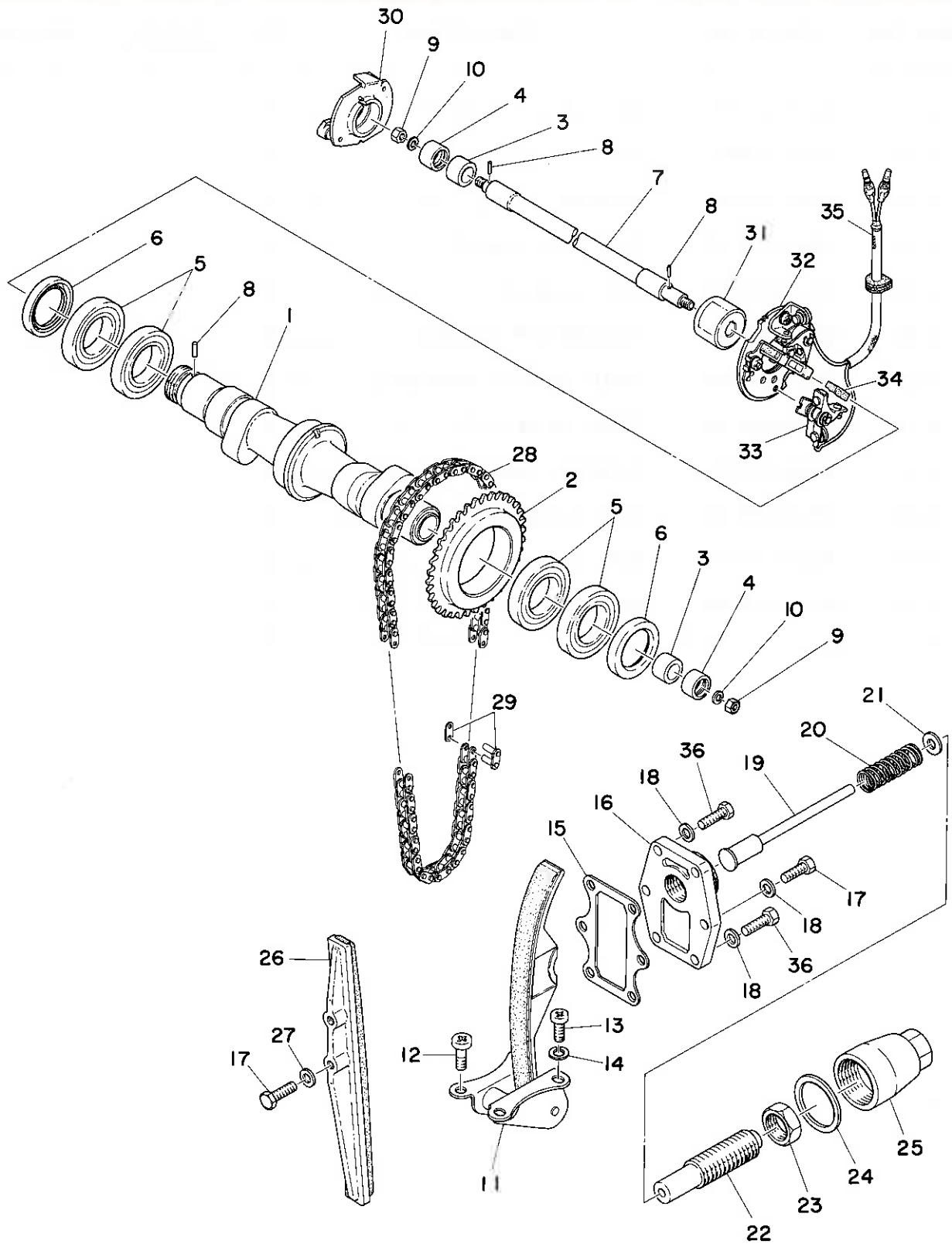
Fig. 4 CRANK · PISTON



# CRANK · PISTON

Ref. No.	Parts No.	Description	Q'ty	Applicable Machine No.	Remarks
4-19	93605-12069	PIN, dowel (4.5-11.8) .....	4		
4-20	93102-25093 <sup>121</sup>	OIL SEAL (SD-25-40-9) .....	1		
4-21	92901-12100	WASHER, spring .....	1		
4-22	256-11556-00	NUT, crank shaft 2 .....	1		
4-23	341-11545-00	KEY, woodruff .....	1		
4-24	93440-78011	CIRCLIP (78 $\phi$ special) .....	1		
4-25	256-16111-00	GEAR, primary drive (27T) .....	1		
4-26	256-13324-00	GEAR, drive (17T) .....	1		
4-27	92901-14100	WASHER, spring .....	1		
4-28	256-11555-00	NUT, crank shaft 1 .....	1		
4-29	93603-17070	PIN, dowel (3-16.8) .....	1		
4-30	278-11546-00	KEY, woodruff .....	1		
4-31	256-11587-00	washer, lock	1		

Fig. 5 CAMSHAFT · CHAIN TENSIONER

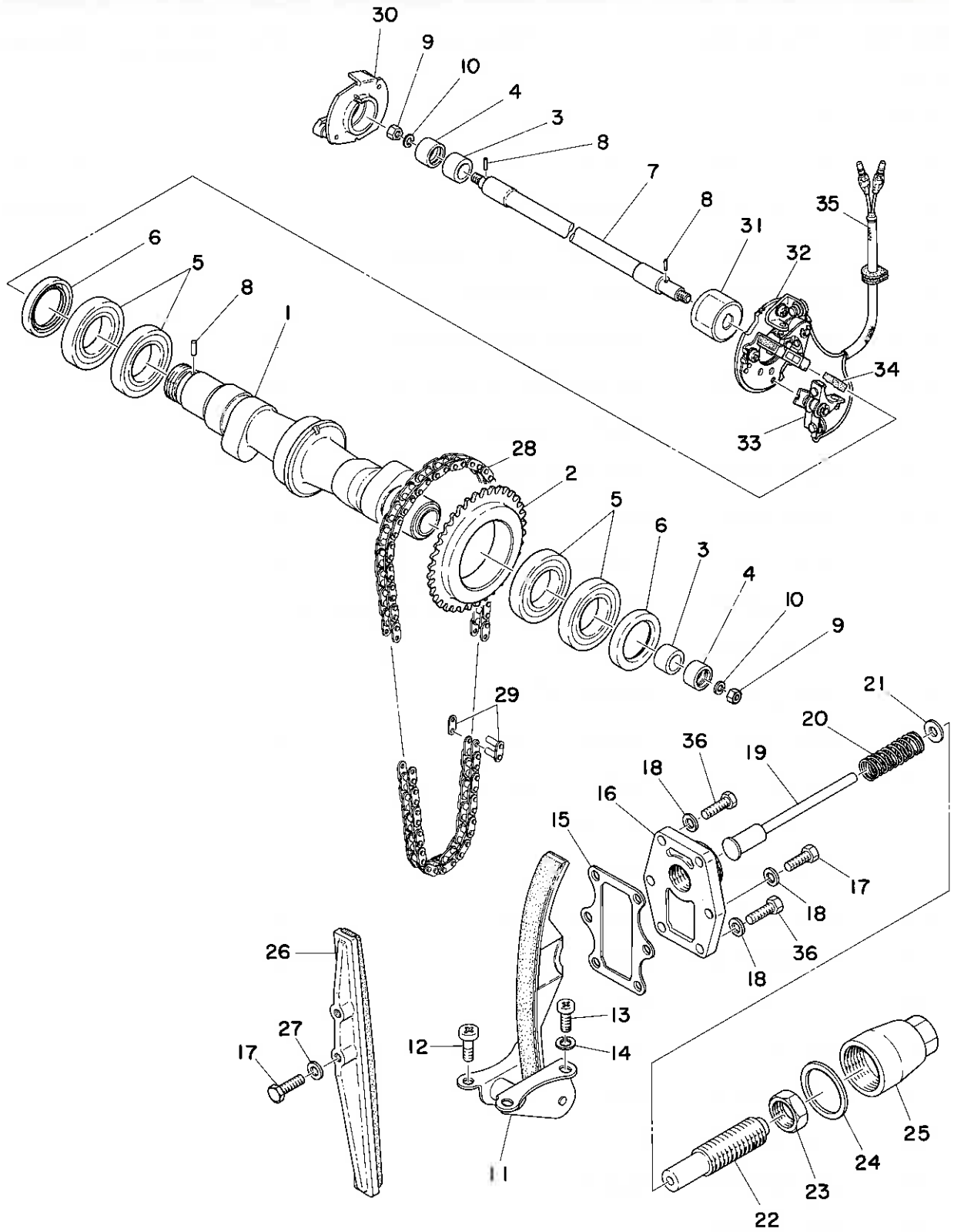




# CAMSHAFT · CHAIN TENSIONER

Ref. No.	Parts No.	Description	Q'ty	Applicable Machine No.	Remarks
5- 0-1	447-12170-00	CAM SHAFT ASS'Y .....	1		
5- 1	447-12171-00	. SHAFT, cam .....	1		Not for sale
5- 2	341-12176-00	. SPROCKET .....	1		Not for sale
5- 3	256-11154-00	. BUSHING, breaker shaft .....	2		
5- 4	256-11155-00	. SEAL, labyrinth .....	2		
5- 5	93316-00501	BEARING (16005 special) .....	4		
5- 6	93101-25044	OIL SEAL (S-25-40-6) .....	2		
5- 7	256-11156-00	SHAFT, breaker .....	1		
5- 8	93603-07073	PIN, dowel (3-7) .....	3		
5- 9	98801-06100	NUT .....	2		
5-10	92901-06100	WASHER, spring .....	2		
5-11	447-12243-00	GUIDE, stopper 2 .....	1		
5-12	256-12248-00	BOLT, reamer .....	2		
5-13	92501-06015	SCREW, panhead .....	2		
5-14	92900-06100	WASHER, spring .....	2		
5-15	306-12213-00	GASKET, tensioner case .....	1		
5-16	447-12211-00	HOLDER, tensioner .....	1		
5-17	91203-06018	BOLT .....	6		
5-18	92901-06200	WASHER, plain .....	6		
5-19	447-12217-00	ROD .....	1		
5-20	341-12216-00	SPRING .....	1		
5-21	341-12232-00	DAMPER .....	1		
5-22	447-12228-00	BOLT .....	1		
5-23	256-12218-00	NUT, lock .....	1		
5-24	<del>256-12214-00</del> 932-32173-02	GASKET .....	1		
5-25	<del>256-12212-01</del> 341 02	CAP .....	1		
5-26	256-12231-01	GUIDE, stopper 1 .....	1		
5-27	256-11396-00	GASKET, holder .....	2		

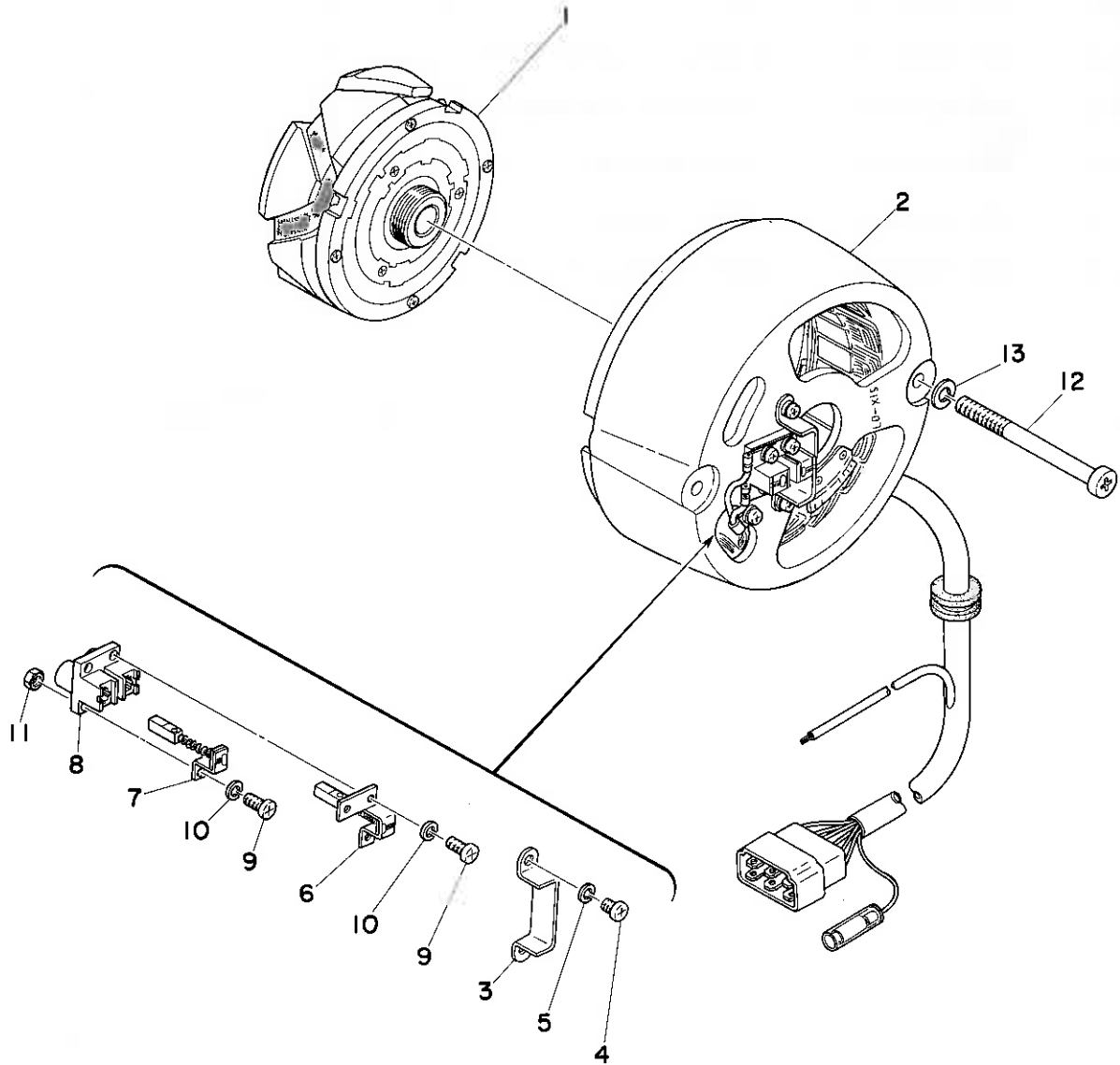
Fig. 5 CAMSHAFT · CHAIN TENSIONER



## CAMSHAFT · CHAIN TENSIONER

Ref. No.	Parts No.	Description	Q'ty	Applicable Machine No.	Remarks
5-28	94562-19106	CHAIN (DK219FT 106L) .....	1		
5-29	94662-19001	. JOINT, chain .....	1		
5-30	256-81653-10	GOVERNER ASS'Y .....	1		
5-31	256-81651-10	CAM .....	1		
5-32	447-81620-10	BREAKER PLATE ASS'Y .....	1		
5-33	256-81621-11	. CONTACT BREAKER .....	2		
5-34	256-81631-10	. LUBRICATOR .....	2		
5-35	256-81615-10	. WIRE, lead 1 .....	1		
5-36	256-12249-00	BOLT, reamer 2 .....	2		

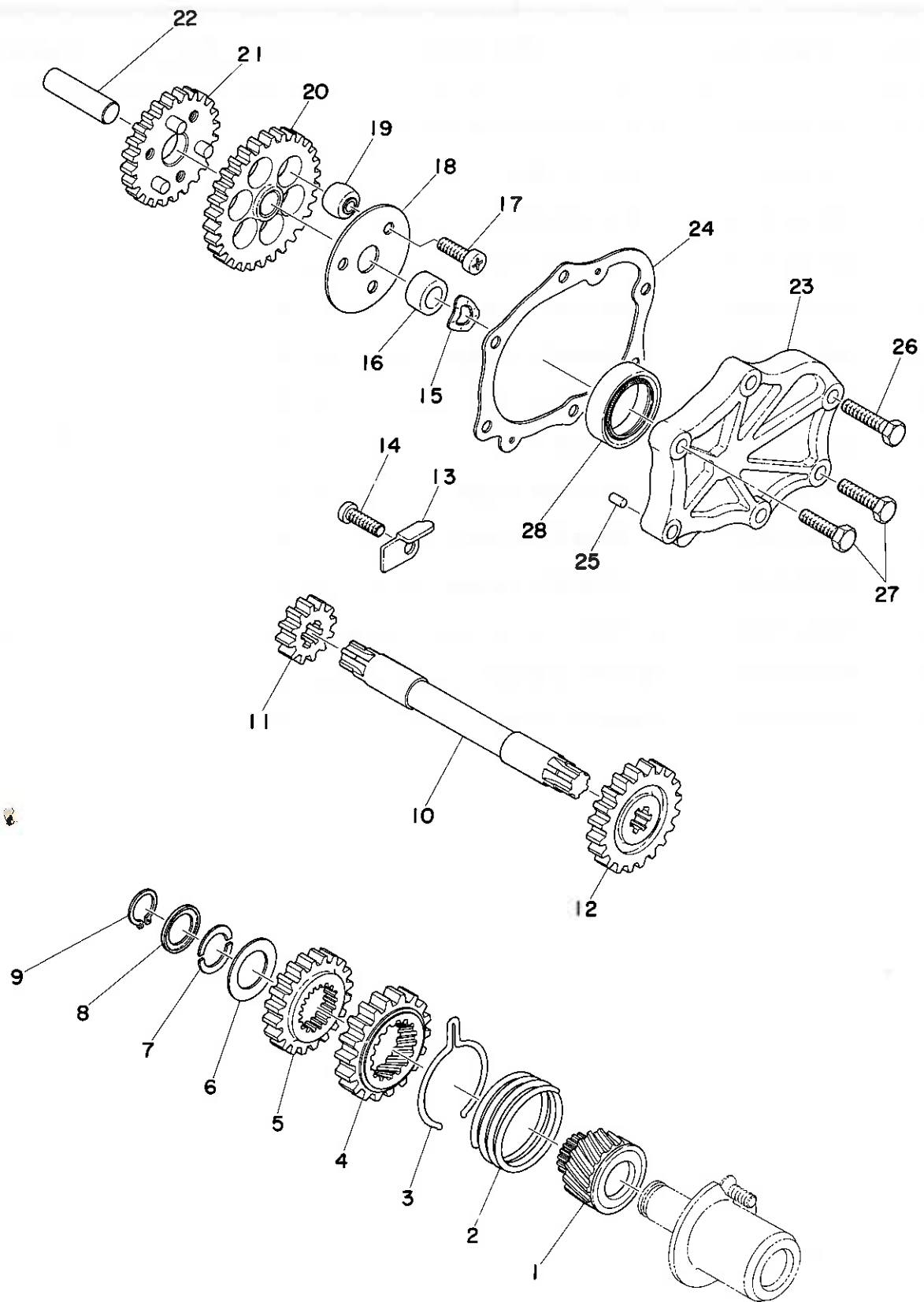
Fig. 6 A. C. GENERATOR



## A. C. GENERATOR

Ref. No.	Parts No.	Description	Q'ty	Applicable Machine No.	Remarks
6- 0-1	306-81600-10	A.C. GENERATOR ASS'Y	..... 1		
6- 1	256-81650-10	. ROTOR ASS'Y	..... 1		
6- 2	306-81610-10	. STATOR ASS'Y	..... 1		
6- 3	256-81614-10	.. PROTECTOR	..... 1		
6- 4	98501-04008	.. SCREW, panhead	..... 2		
6- 5	92901-04100	.. WASHER, spring	..... 2		
6- 6	256-81611-10	.. BRUSH 1	..... 1		
6- 7	256-81612-10	.. BRUSH 2	..... 1		
6- 8	256-81613-10	.. HOLDER, brush	..... 1		
6- 9	98501-04012	.. SCREW, panhead	..... 4		
6-10	92901-04100	.. WASHER, spring	..... 4		
6-11	98801-04200	.. NUT	..... 1		
6-12	92501-06075	SCREW, panhead	..... 2		
6-13	92901-06100	WASHER, spring	..... 2		

Fig. 7 STARTING MOTOR UNIT

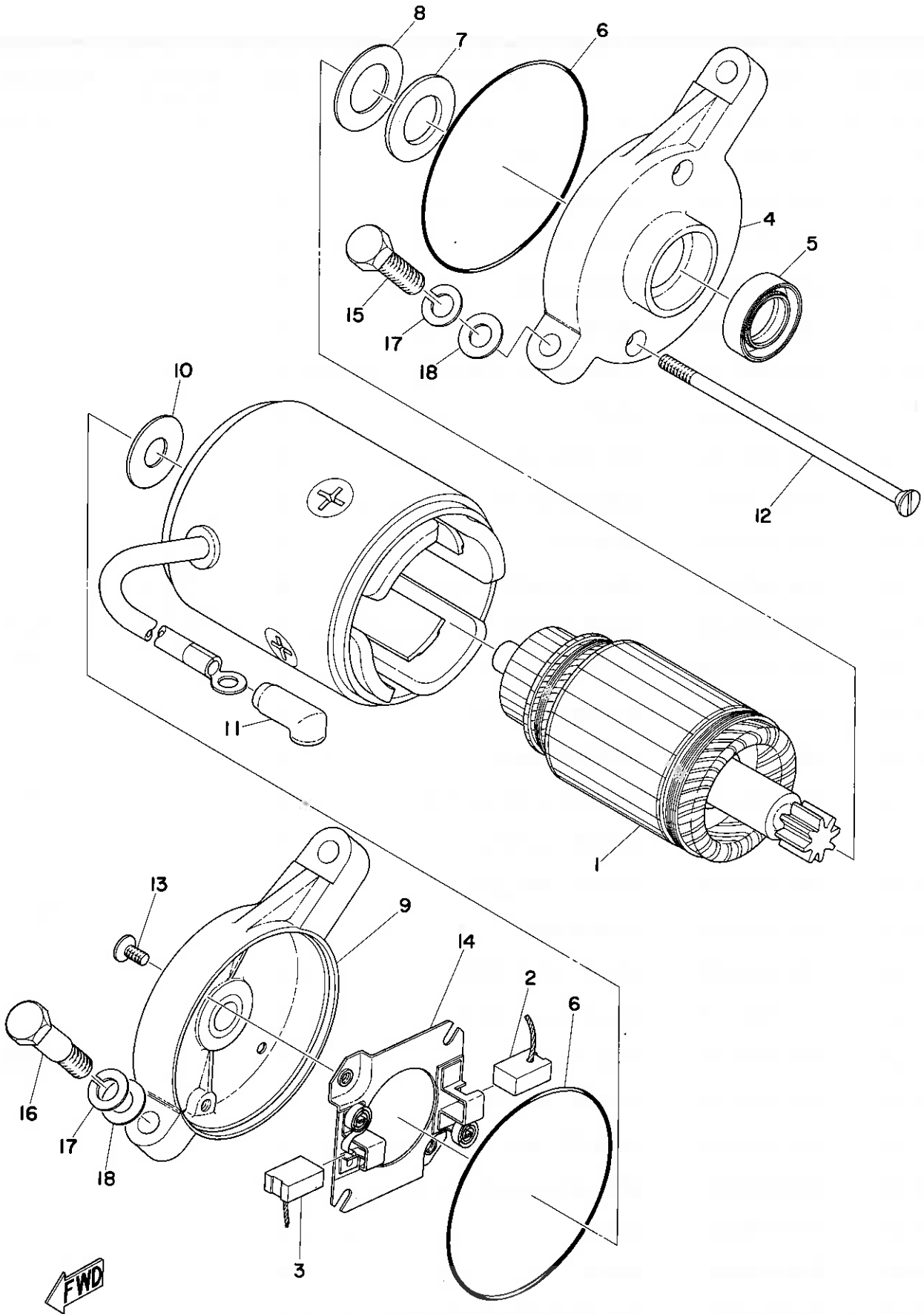


FWD

## STARTING MOTOR UNIT

Ref. No.	Parts No.	Description	Q'ty	Applicable Machine No.	Remarks
7- 1	306-15524-00	WHEEL, starter .....	1		
7- 2	306-15572-00	SPRING, return .....	1		
7- 3	306-15536-01	CLIP, starter .....	1		
7- 4	306-15516-01	GEAR 4 (25T) .....	1		
7- 5	306-15515-00	GEAR 3 (23T) .....	1		
7- 6	306-15561-00	WASHER (17.2-30-1.0) .....	1		
7- 7	306-15562-00	CLIP .....	2		
7- 8	306-15563-00	HOLDER, clip .....	1		
7- 9	93410-17008	CIRCLIP (S-17) .....	1		
7-10	306-15522-00	SHAFT 2 .....	1		
7-11	306-15514-00	GEAR 2 (14T) .....	1		
7-12	306-15513-00	GEAR 1 (24T) .....	1		
7-13	306-15531-00	PLATE, stopper .....	1		
7-14	92501-06020	SCREW, panhead .....	1		
7-15	826-18195-00	WASHER, wave .....	1		
7-16	306-15541-00	COLLAR 1 (12-18-9.6) .....	1		
7-17	92501-06020	SCREW, panhead .....	3		
7-18	306-15532-00	PLATE, idle gear .....	1		
7-19	306-15571-00	ABSORBER .....	6		
7-20	306-15512-00	GEAR, idle 1 (36T) .....	1		
7-21	306-15517-00	GEAR, idle 2 (26T) .....	1		
7-22	306-15521-00	SHAFT 1 .....	1		
7-23	306-15431-00	COVER, gear train .....	1		
7-24	306-15452-00	GASKET, gear train cover .....	1		
7-25	93604-08071	PIN, dowel (4-8) .....	2		
7-26	91201-06025	BOLT .....	2		
7-27	91201-06030	BOLT .....	4		
7-28	93102-34095	OIL SEAL (SD-34-46-10.5) .....	1		

Fig. 8 STARTING MOTOR

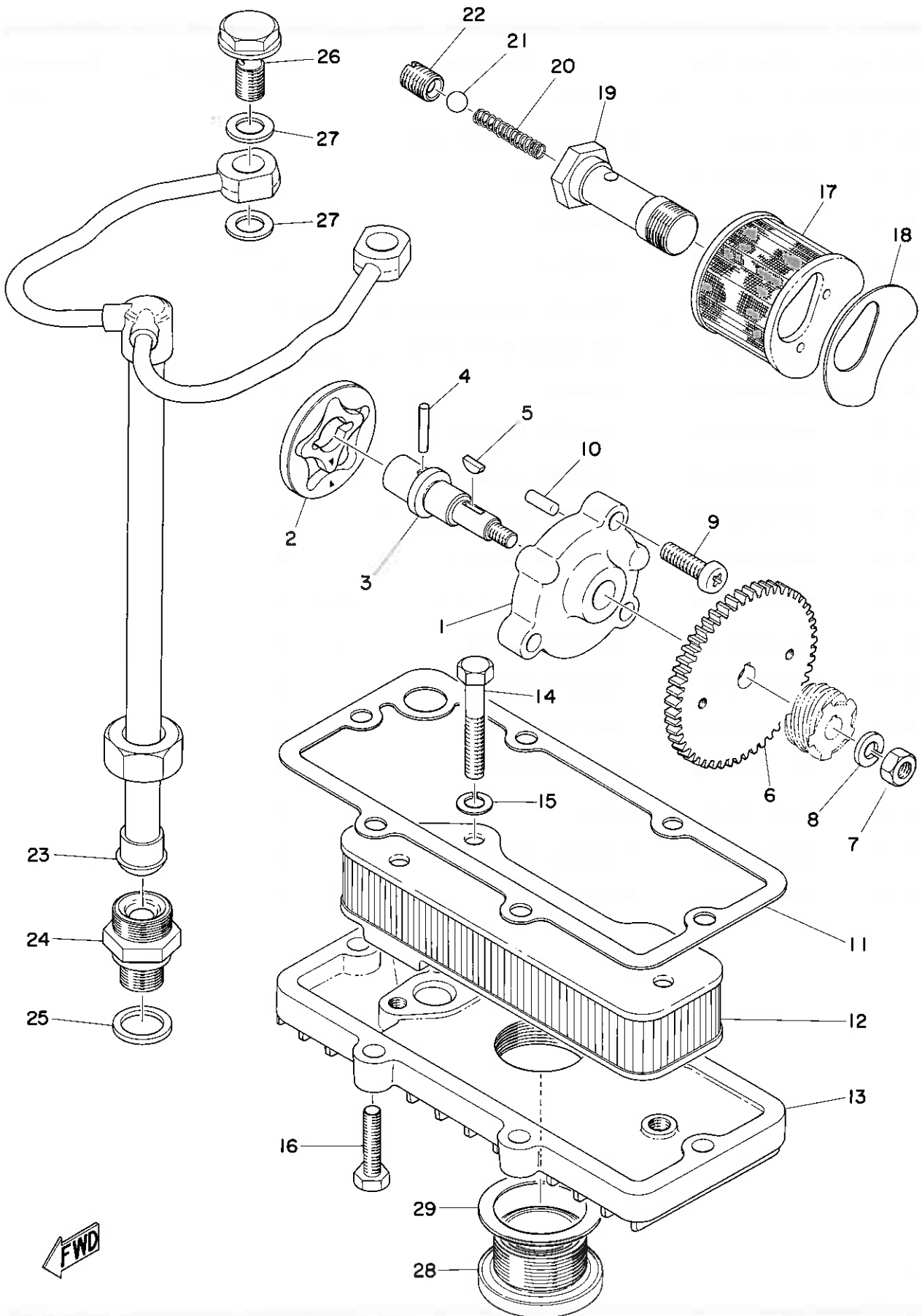




# STARTING MOTOR

Ref. No.	Parts No.	Description	Q'ty	Applicable Machine No.	Remarks
8- 0-1	306-81800-11	ELECTRIC MOTOR ASS'Y	1		
8- 1	306-81850-10	. ARMATURE	1		
8- 2	306-81811-10	. BRUSH 1	1		
8- 3	306-81812-10	. BRUSH 2	1		
8- 4	306-81825-10	. COVER, electric motor 1	1		
8- 5	93101-17047	. OIL SEAL (S-17-28-8)	1		
8- 6	306-81827-10	. O-RING	2		
8- 7	306-81893-10	. WASHER, special	1		
8- 8	306-81828-10	. WASHER, thrust 1	1		
8- 9	306-81826-10	. COVER, electric motor 2	1		
8-10	306-81829-10	. WASHER, thrust 2	2		
8-11	306-81862-10	. CAP	1		
8-12	306-81823-10	. SCREW, special	2		
8-13	98701-04010	. SCREW, flathead	2		
8-14	306-81840-10	. HOLDER, brush	1		
8-15	306-15551-00	BOLT, reamer	2		
8-16	97101-08035	BOLT	2		
8-17	92901-08100	WASHER, spring	4		
8-18	92901-08200	WASHER, plain	4		

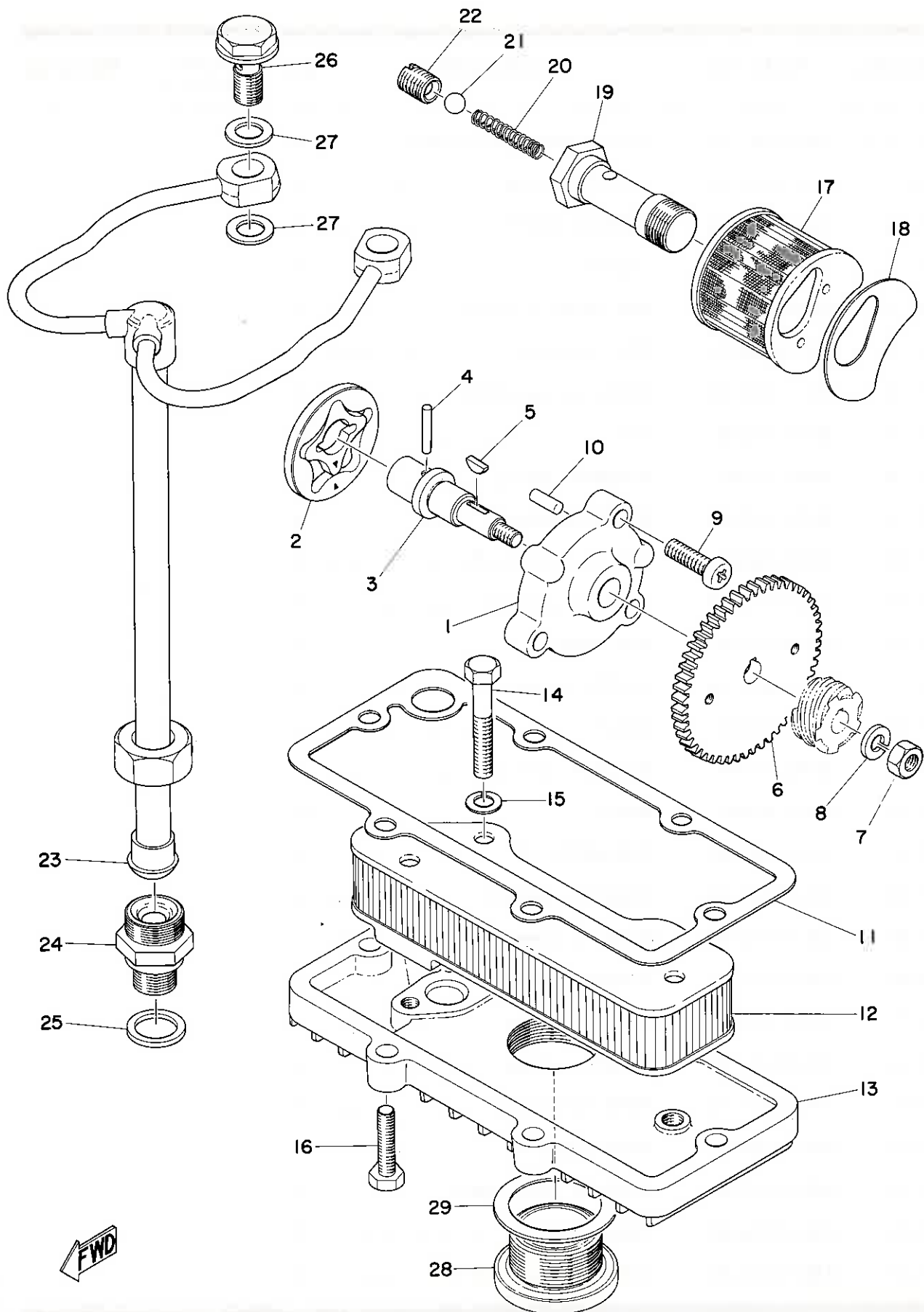
Fig. 9 OIL PUMP



# OIL PUMP

Ref. No.	Parts No.	Description	Q'ty	Applicable Machine No.	Remarks
9- 0-1	256-00001-01	ROTOR AND SHAFT ASS'Y	1s		
9- 1	256-13316-02	. COVER, pump	1		
9- 2	256-13310-02	. ROTOR ASS'Y	1		
9- 3	256-13314-02	. SHAFT	1		
9- 4	93603-17070	PIN, dowel (3-16.8)	1		
9- 5	256-13334-00	KEY, woodruff	1		
9- 6	256-13325-00	GEAR, driven (43T)	1		
9- 7	98801-06200	NUT	1		
9- 8	92901-06100	WASHER, spring	1		
9- 9	92501-06020	SCREW, panhead	3		
9-10	93604-12037	PIN, dowel (4-11.8)	2		
9-11	256-13414-00	GASKET, strainer	1		
9-12	256-13411-01	STRAINER	1		
9-13	256-13417-00	COVER, strainer	1		
9-14	91201-06040	BOLT	3		
9-15	92901-06100	WASHER, spring	3		
9-16	91201-06025	BOLT	6		
9-17	256-13441-00	ELEMENT, oil	1		
9-18	256-13445-00	GASKET, element	1		
9-19	256-13495-00	SCREW, element	1		
9-20	256-13494-00	SPRING, bypass	1		
9-21	93501-04004	BALL (1/4 inch)	1		
9-22	256-13493-00	SCREW, spring	1		
9-23	256-13161-01	PIPE, delivery 1	1		
9-24	256-13165-01	BOLT, banjo 1	1		
9-25	256-13167-00	GASKET, banjo bolt 1	1		
9-26	256-13166-00	BOLT, banjo 2	2		
9-27	256-13168-00	GASKET, banjo bolt 2	4		

Fig. 9 OIL PUMP

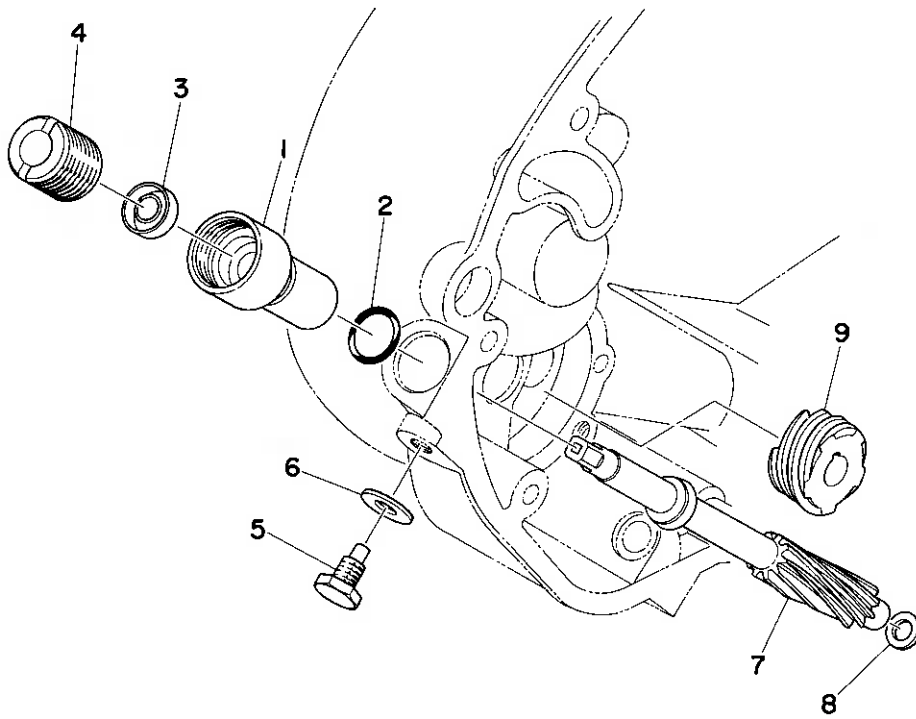


FWD

# OIL PUMP

Ref. No.	Parts No.	Description	Q'ty	Applicable Machine No.	Remarks
9-28	256-15351-00	PLUG, drain .....	1		
9-29	256-15353-00	GASKET, drain plug .....	1		

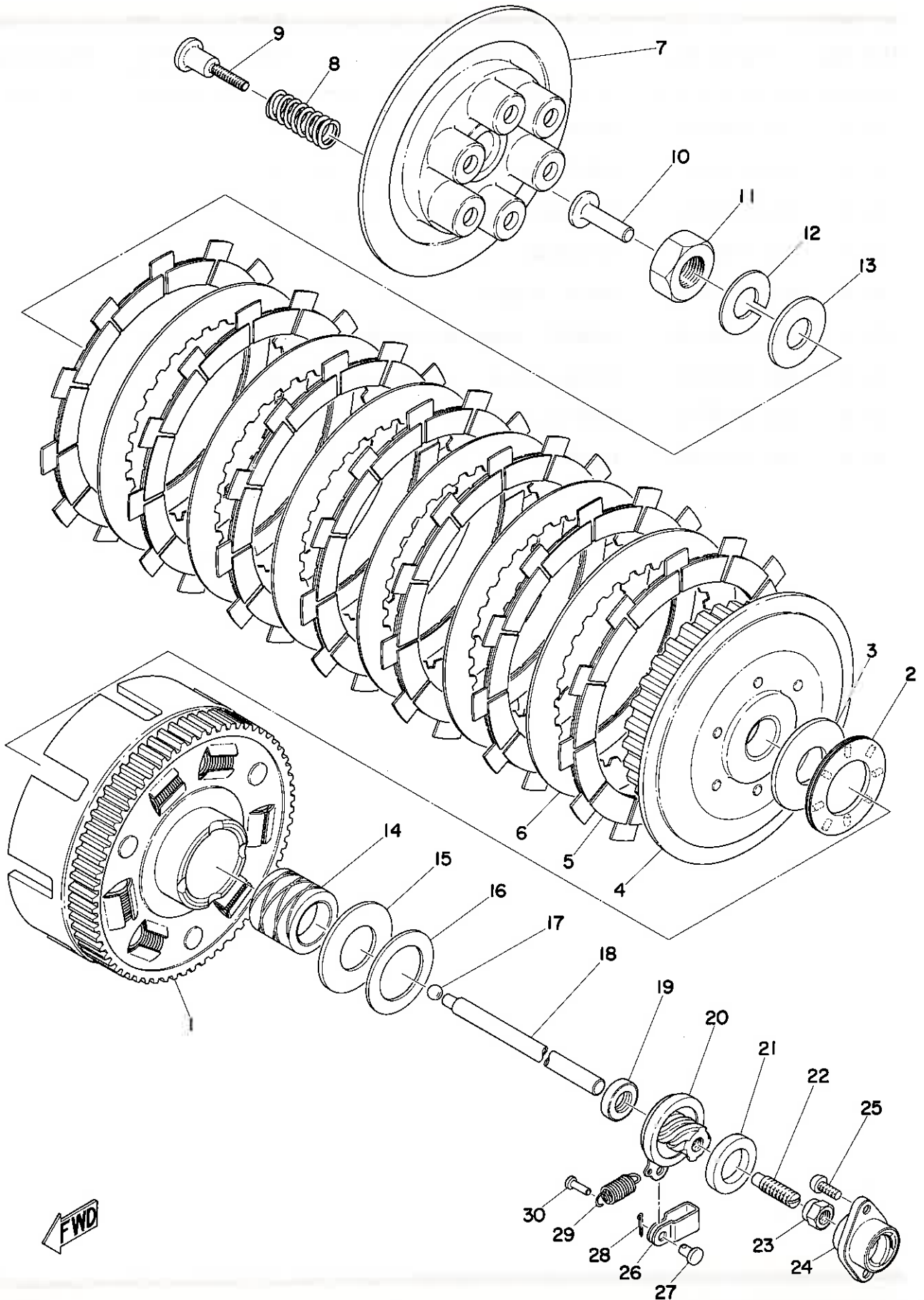
Fig. 10 TACHOMETER GEAR



## TACHOMETER GEAR

Ref. No.	Parts No.	Description	Q'ty	Applicable Machine No.	Remarks
10- 1	256-17811-01	HOUSING .....	1		
10- 2	93210-12154	O-RING (1.3-11.5) .....	1		
10- 3	93104-07036	OIL SEAL (SO-7-13-4) .....	1		
10- 4	256-17848-00	ADAPTER .....	1		
10- 5	256-17867-00	BOLT, stopper .....	1		
10- 6	256-11396-00	GASKET, holder (6.3-12.5-1.0) ..	1		
10- 7	256-17841-01	GEAR, driven .....	1		
10- 8	256-17847-00	SHIM (8.2-12-1.0) .....	1		
10- 9	256-17831-00	GEAR, drive .....	1		

Fig. 11 CLUTCH



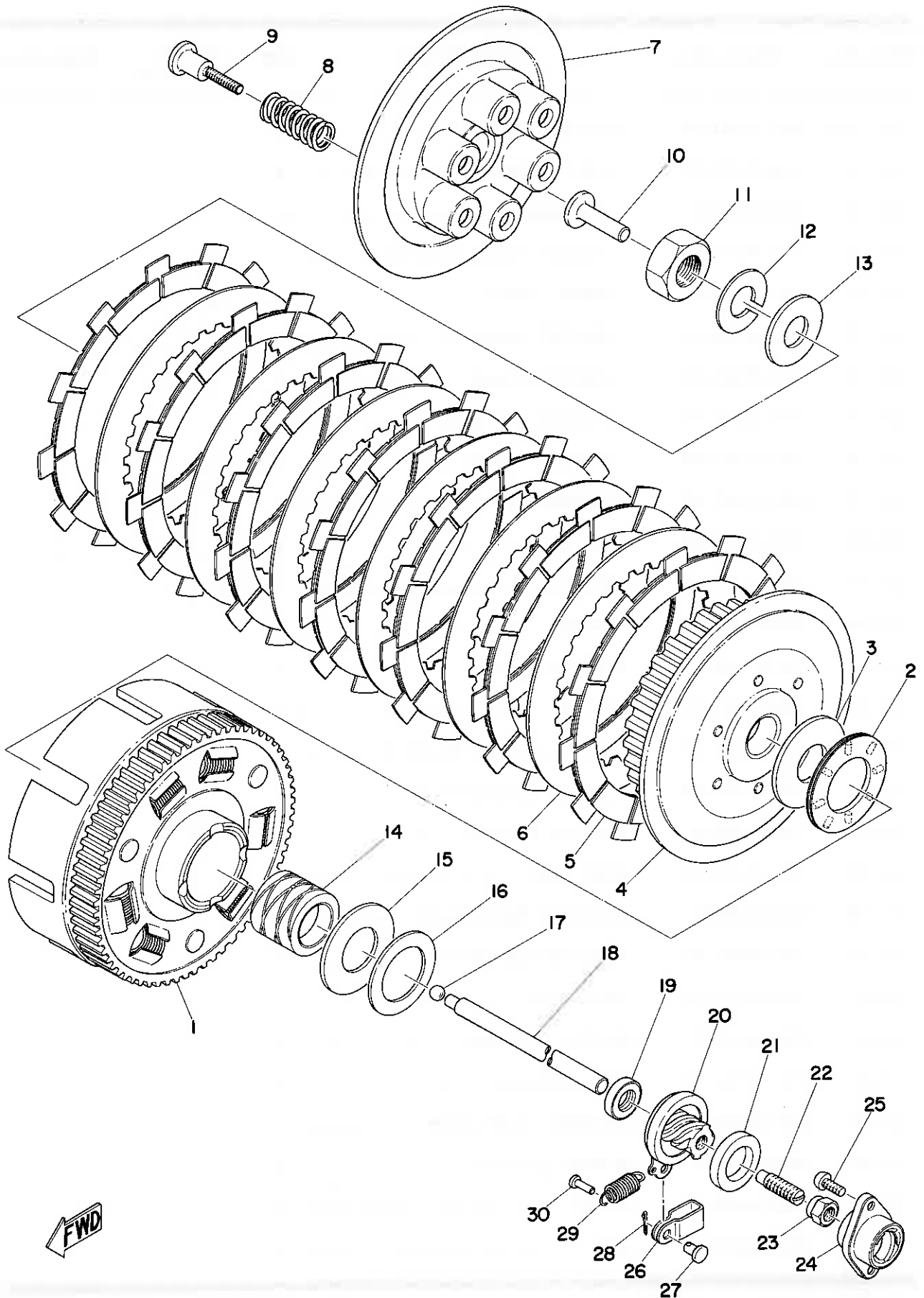
FWD



# CLUTCH

Ref. No.	Parts No.	Description	Q'ty	Applicable Machine No.	Remarks
11- 0-1	447-16301-00	CLUTCH ASS'Y .....	1		
11- 1	256-16150-01	. DRIVEN GEAR COMP. (72T) ...	1		
11- 2	93341-23504	. BEARING .....	1		
11- 3	170-16164-00	. PLATE, thrust 2 (25-50-2) ....	1		
11- 4	341-16371-01	. BOSS, clutch .....	1		
11- 5	341-16321-13	. PLATE, friction 1 .....	7		
11- 6	341-16325-01	. PLATE, clutch .....	6		
11- 7	341-16351-01	. PLATE, pressure .....	1		
11- 8	256-16333-00	. SPRING, clutch .....	6		
11- 9	256-16337-00	. SCREW, spring .....	6		
11-10	256-16356-00	ROD, push 1 .....	1		
11-11	156-16174-00	NUT, lock .....	1		
11-12	92900-18100	WASHER, spring .....	1		
11-13	92900-18200	WASHER, plain .....	1		
11-14	256-16181-01	SPACER .....	1		
11-15	170-16164-00	PLATE, thrust 2 (25-50-2) .....	1		
11-16	131-15653-00	WASHER (25.2-36-1.0) .....	1		
11-17	93505-16006	BALL (5/16 inch) .....	1		
11-18	256-16357-00	ROD, push .....	1		
11-19	93102-0809 <sup>118</sup> <del>4</del>	OIL SEAL (SD-8-25-6) .....	1		
11-20	256-16340-01	PUSH LEVER ASS'Y .....	1		
11-21	214-16347-01	SEAL, dust .....	1		
11-22	256-16343-01	SCREW, adjusting .....	1		
11-23	214-16344-00	NUT, adjusting .....	1		
11-24	256-16396-01	HOUSING, push screw .....	1		
11-25	98501-05012	SCREW, panhead .....	2		
11-26	214-16389-00	JOINT .....	1		
11-27	214-16379-00	PIN .....	1		

Fig. 11 CLUTCH

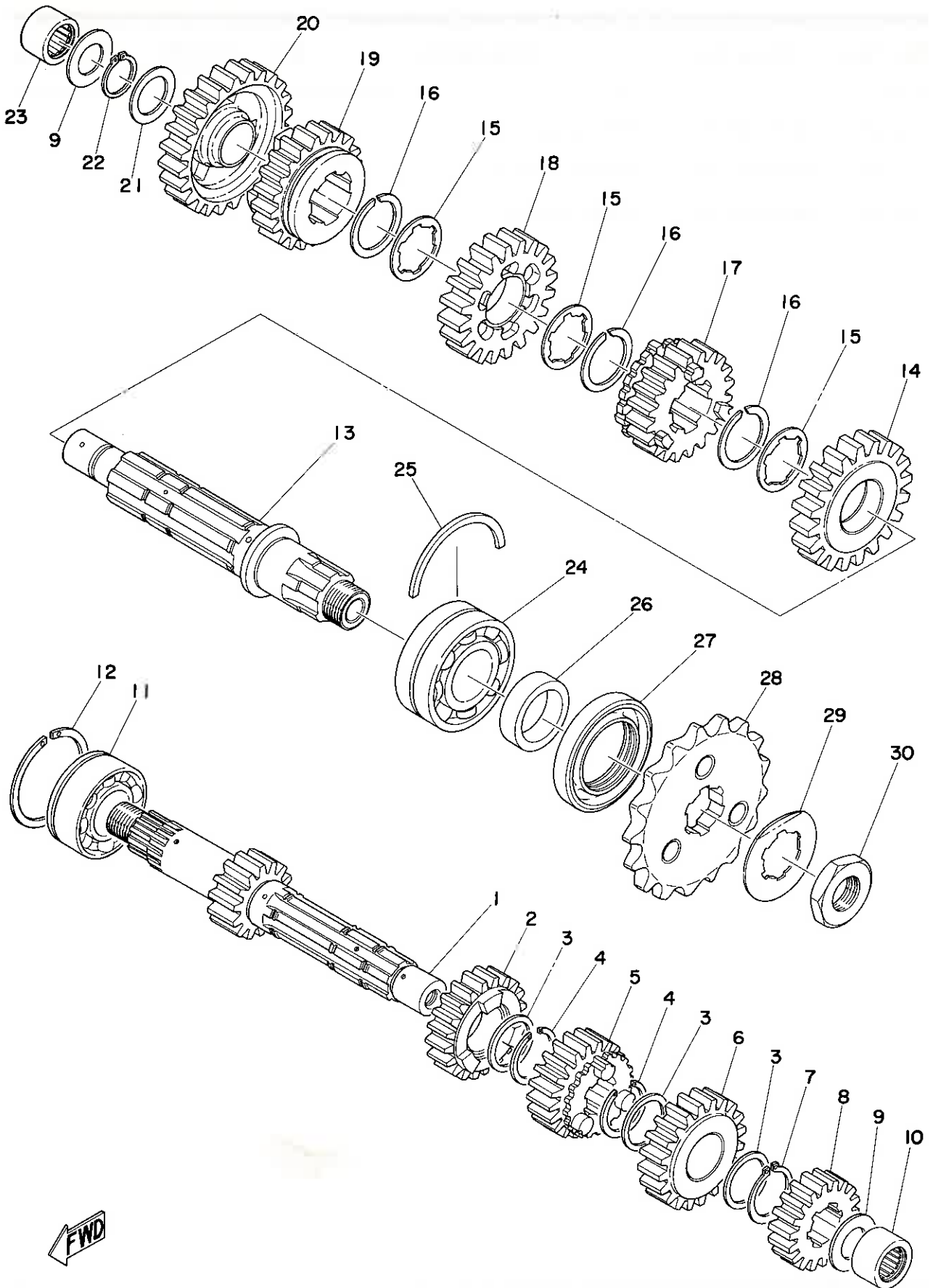


FWD

# CLUTCH

Ref. No.	Parts No.	Description	Q'ty	Applicable Machine No.	Remarks
11-28	91401-10010	PIN, cotter .....	1		
11-29	168-16345-00	SPRING, return .....	1		
11-30	132-16346-00	HOOK, spring .....	1		

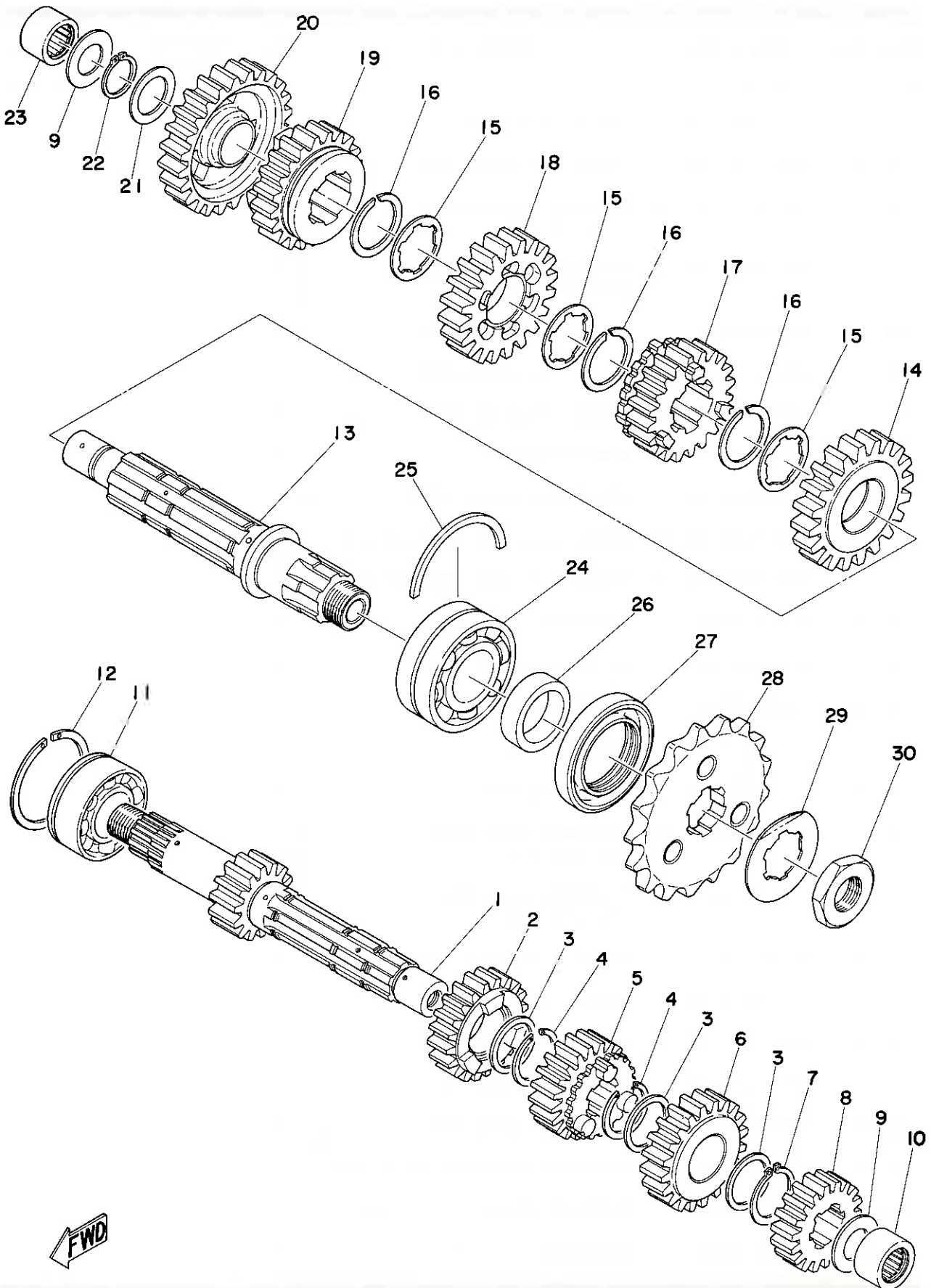
Fig. 12 TRANSMISSION



# TRANSMISSION

Ref. No.	Parts No.	Description	Q'ty	Applicable Machine No.	Remarks
12- 1	306-17411-00	AXLE, main (13T) .....	1		
12- 2	256-17141-00	GEAR, 4th pinion (21T) .....	1		
12- 3	256-17154-00-10	WASHER, gear hold 5 (25.2-30-1.0) .....	} U.R. 3		
	256-17154-00-12	WASHER, gear hold 5 (25.2-30-1.2) .....			
12- 4	93440-25020	CIRCLIP (25 $\phi$ special) .....	2		
12- 5	256-17131-00	GEAR, 3rd pinion (20T) .....	1		
12- 6	341-17151-00	GEAR, 5th pinion (23T) .....	1		
12- 7	93410-25017	CIRCLIP (S-25) .....	1		
12- 8	256-17121-00	GEAR, 2nd pinion (17T) .....	1		
12- 9	137-17427-00-06	SHIM, drive axle (20.2-33-0.6) .....	} U.R. 2		
	137-17427-00-10	SHIM, drive axle (20.2-33-1.0) .....			
12-10	93313-32007	BEARING .....	1		
12-11	93305-20501	BEARING (5205) .....	1		
12-12	93440-52014	CIRCLIP (52 $\phi$ special) .....	1		
12-13	256-17421-00	AXLE, drive .....	1		
12-14	256-17221-00	GEAR, 2nd wheel .....	1		
12-15	256-17236-00-10	WASHER, gear hold 3 (26.2-34-1.0) .....	} U.R. 3		
	256-17236-00-12	WASHER, gear hold 3 (26.2-34-1.2) .....			
12-16	93440-30015	CIRCLIP (30 $\phi$ special) .....	3		
12-17	256-17251-00	GEAR, 5th wheel (22T) .....	1		
12-18	256-17231-00	GEAR, 3rd wheel (26T) .....	1		
12-19	256-17241-00	GEAR, 4th wheel (23T) .....	1		
12-20	306-17211-00	GEAR, 1st wheel (32T) .....	1		
12-21	132-17216-00	WASHER, gear hold (20-25-1.0) ..	1		
12-22	93410-20021	CIRCLIP (S-20) .....	1		
12-23	93313-32005	BEARING .....	1		

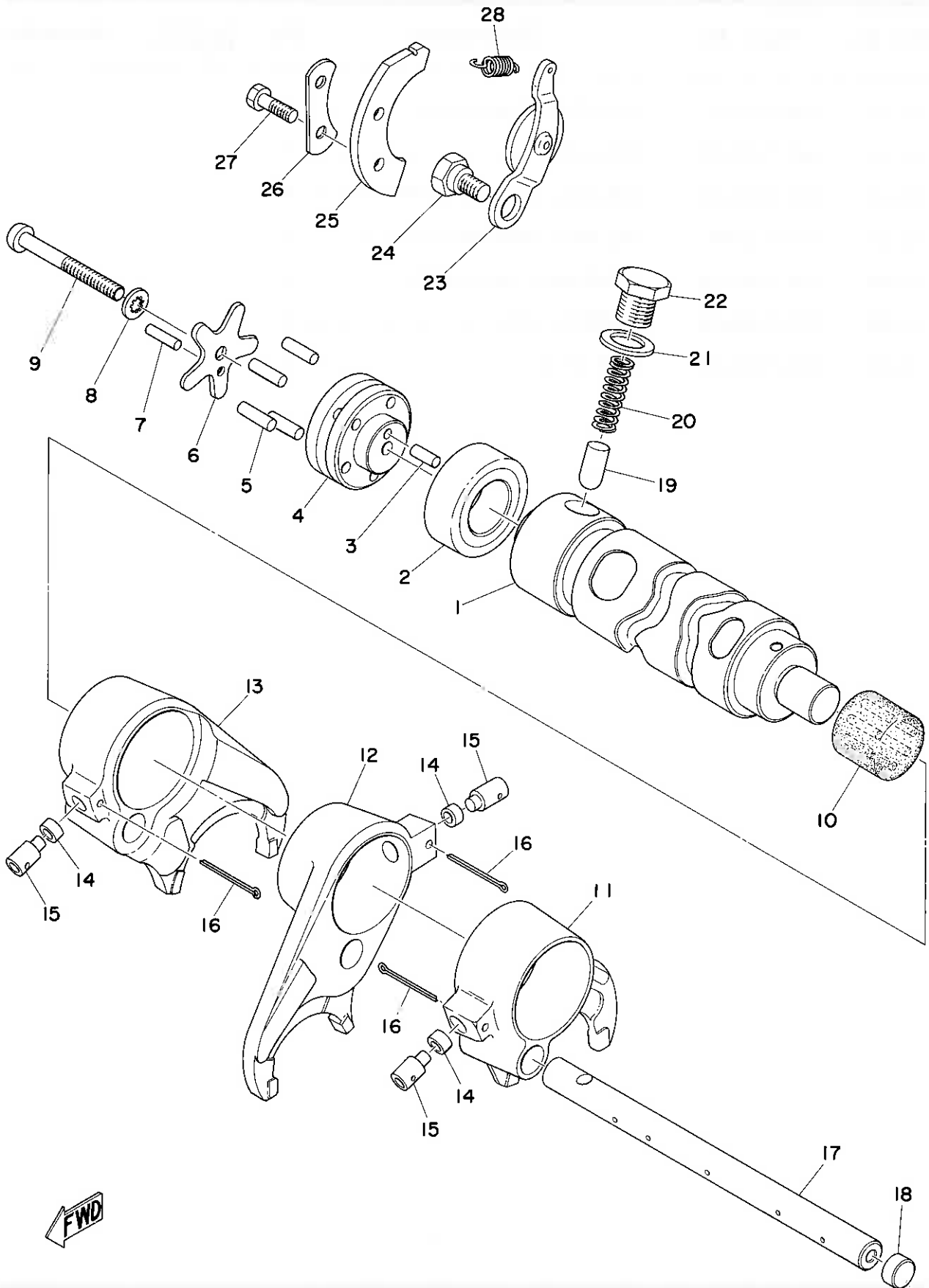
Fig. 12 TRANSMISSION



# TRANSMISSION

Ref. No.	Parts No.	Description	Q'ty	Applicable Machine No.	Remarks
12-24	93305-20601	BEARING (5206 special) .....	1		
12-25	168-17424-00	CIRCLIP .....	1		
12-26	256-17462-00	COLLAR, distance (30-40-10.6) ..	1		
12-27	93105-40016 <sup>18</sup>	OIL SEAL (SDD-40-62-9) .....	1		
12-28	256-17461-70	SPROCKET, drive (17T) .....	1		
12-29	256-17464-00	WASHER, lock .....	1		
12-30	256-17463-00	NUT, lock .....	1		

Fig.13 SHIFTER 1

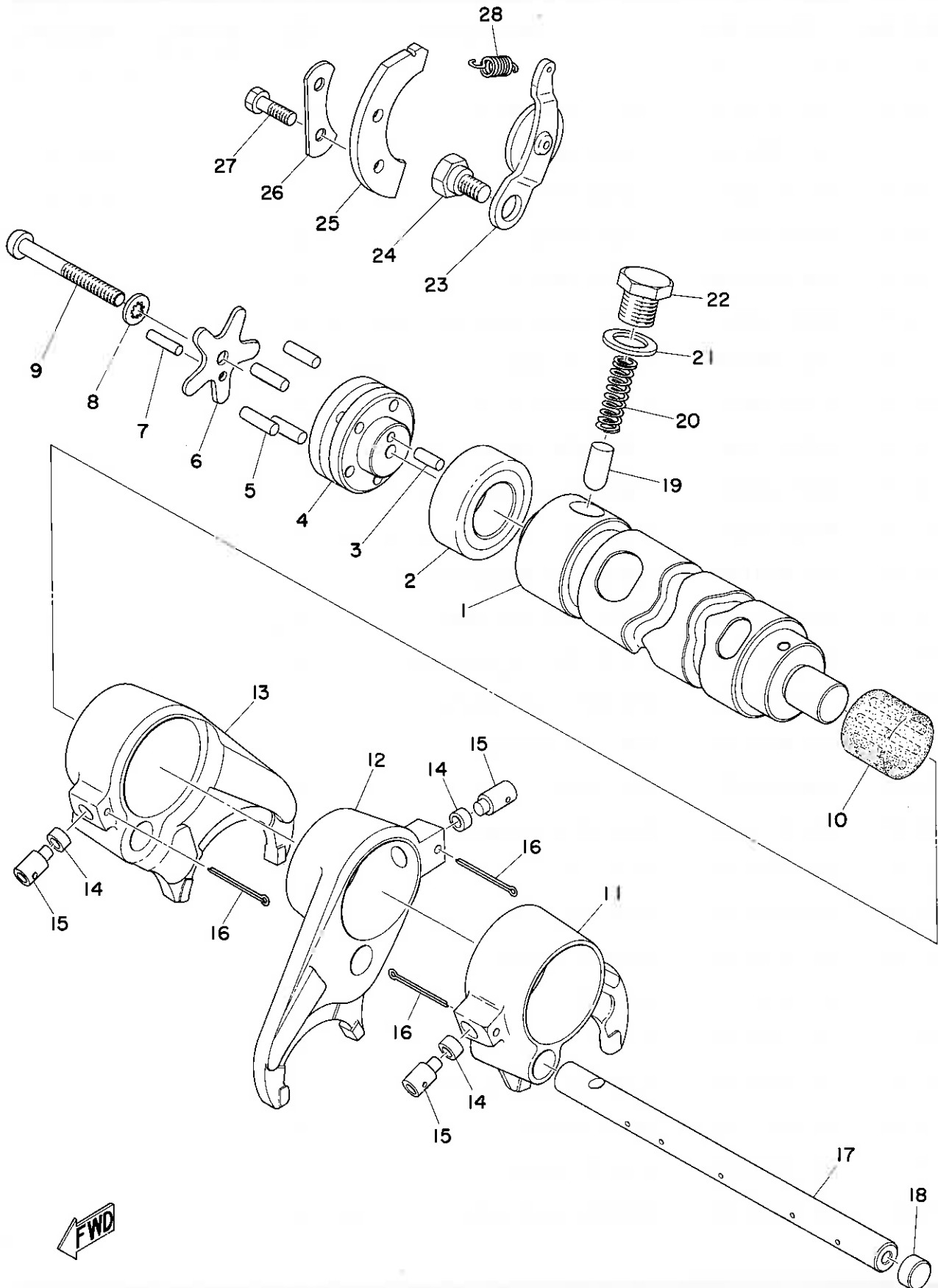




# SHIFTER 1

Ref. No.	Parts No.	Description	Q'ty	Applicable Machine No.	Remarks
13- 0-1	306-18540-00	SHIFT CAM ASS'Y .....	1		
13- 1	306-18541-00	. CAM, shift .....	1		Not for sale
13- 2	93318-32003	. BEARING .....	1		Not for sale
13- 3	93604-10011	. PIN, dowel .....	2		
13- 4	306-18546-00	. CAM, shift 2 .....	1		
13- 5	93604-14012	. PIN, dowel (4-13.8) .....	1		
13- 6	168-18561-00	. PLATE, side .....	1		
13- 7	93603-14026	. PIN, dowel (3-14) .....	1		
13- 8	92901-05300	. WASHER, tooth .....	1		
13- 9	98501-05045	. SCREW, panhead .....	1		
13-10	93320-31501	BEARING .....	1		
13-11	256-18511-00	FORK, shift 5th gear wheel ....	1		
13-12	256-18512-00	FORK, shift 3rd pinion .....	1		
13-13	256-18513-00	FORK, shift 4th gear wheel ....	1		
13-14	136-18551-00	ROLLER, cam follower .....	3		
13-15	256-18552-00	PIN, cam follower .....	3		
13-16	91401-25025	PIN, cotter .....	3		
13-17	256-18531-00	BAR, shift fork guide .....	1		
13-18	256-15439-00	PLUG, blind .....	1		
13-19	136-18547-00	STOPPER, cam .....	1		
13-20	306-18558-00	SPRING, neutral .....	1		
13-21	256-18567-00	GASKET .....	1		
13-22	256-18577-00	SCREW, spring .....	1		
13-23	341-18140-00	STOPPER LEVER ASS'Y .....	1		
13-24	256-18177-00	BOLT, stopper .....	1		
13-25	256-18562-00	PLATE, stopper .....	1		
13-26	256-18565-00	PLATE, screw lock .....	1		

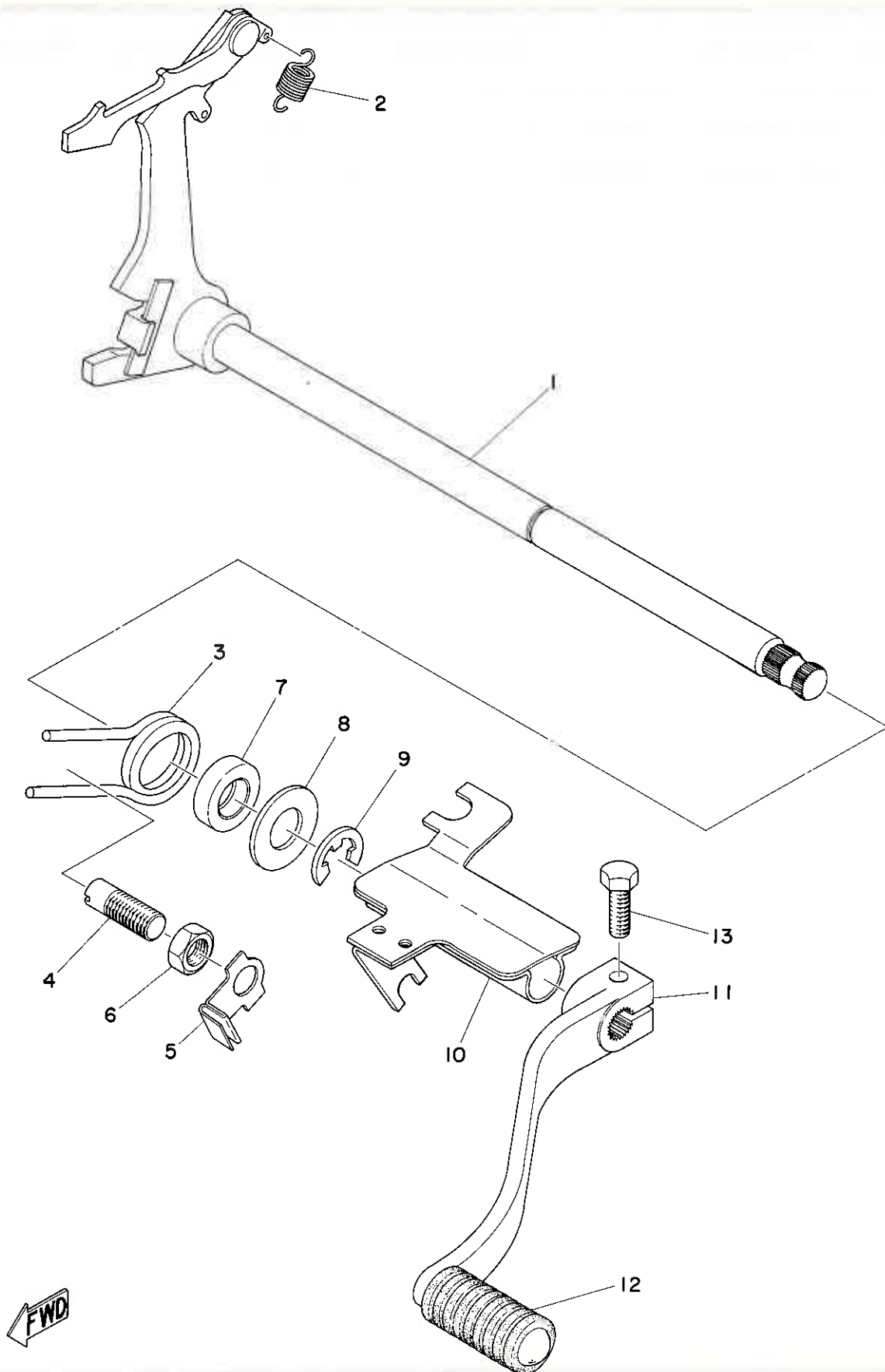
Fig.13 SHIFTER 1



# SHIFTER 1

Ref. No.	Parts No.	Description	Q'ty	Applicable Machine No.	Remarks
13-27	341-18594-00	BOLT .....	2		
13-28	256-18143-02	SPRING .....	1		

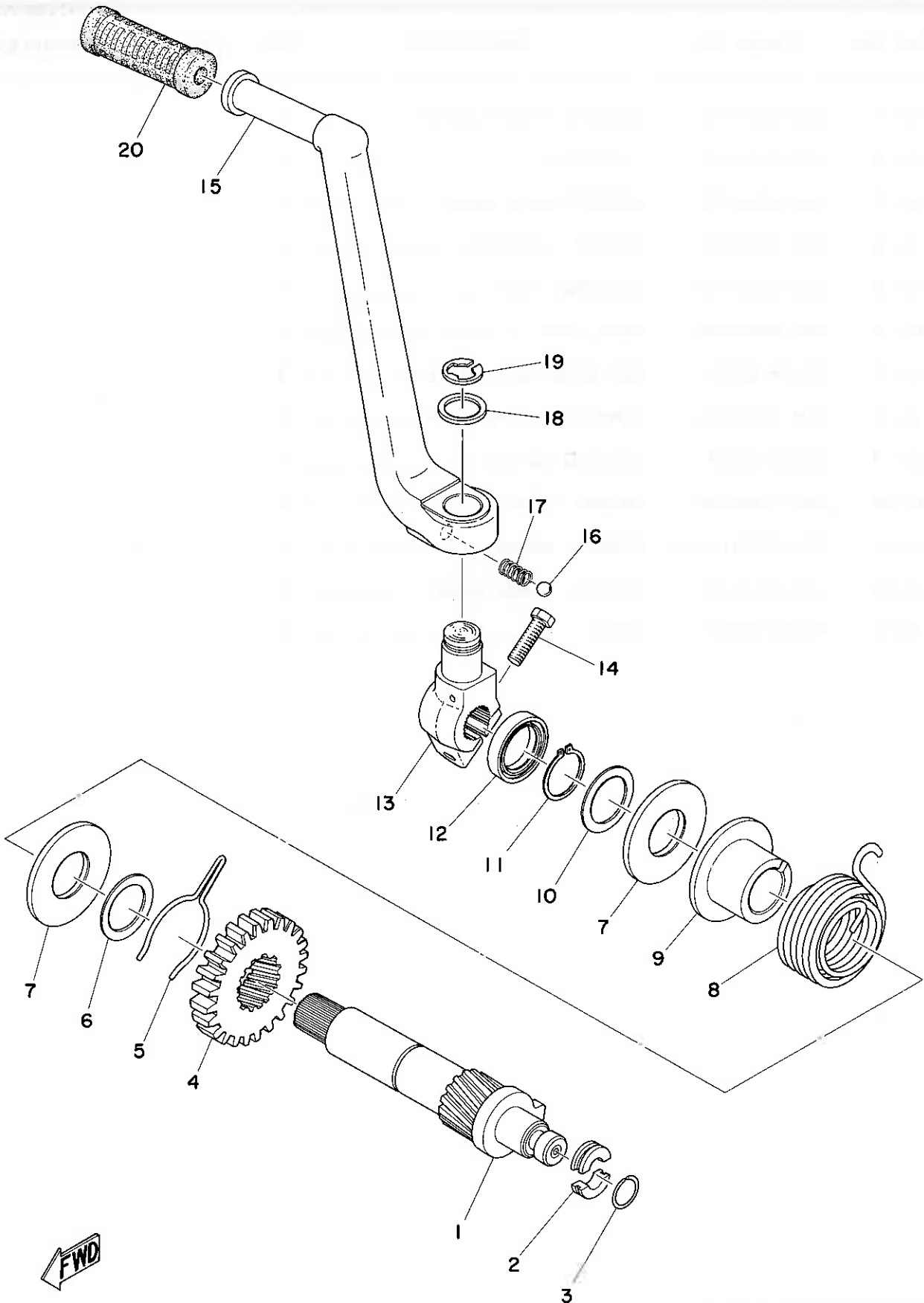
Fig.14 SHIFTER 2



## SHIFTER 2

Ref. No.	Parts No.	Description	Q'ty	Applicable Machine No.	Remarks
14- 1	256-18101-01	CHANGE SHAFT ASS'Y	1		
14- 2	168-18123-00	. SPRING	1		
14- 3	168-18124-00	SPRING, shaft return	1		
14- 4	168-18133-00	SCREW, adjusting	1		
14- 5	306-18139-00	WASHER, lock	1		
14- 6	169-26251-00	NUT, lock	1		
14- 7	93109-14010	OIL SEAL (SDO-14-24-6)	1		
14- 8	248-18137-00	WASHER, change axle	1		
14- 9	93430-12009	CIRCLIP (E-12)	1		
14-10	447-17466-00	GUIDE, chain	1		
14-11	256-18111-00-93	PEDAL, change	1		
14-12	132-18113-01	COVER, change pedal	1		
14-13	91101-06020	BOLT	1		

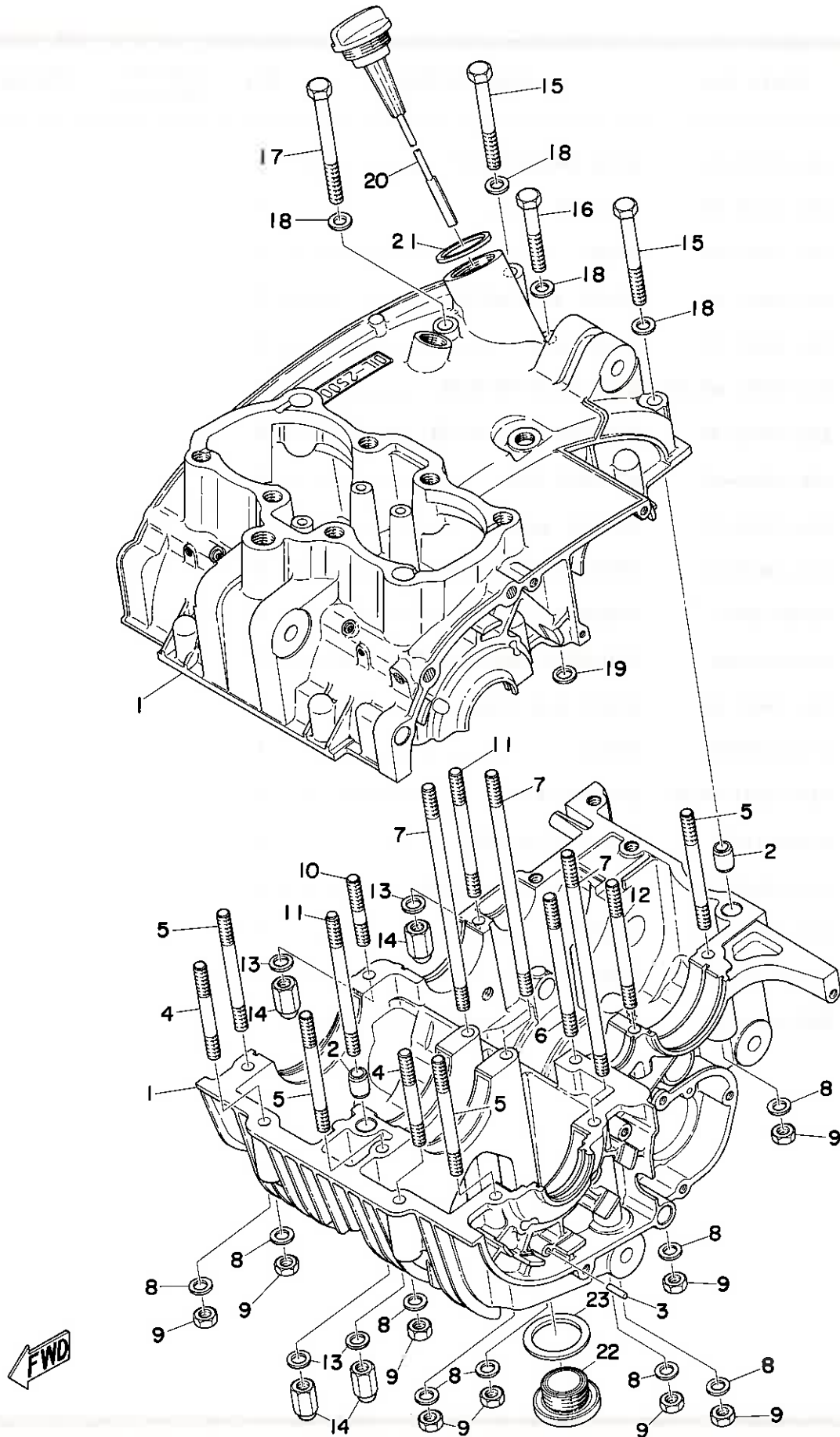
Fig. 15 KICK STARTER



# KICK STARTER

Ref. No.	Parts No.	Description	Q'ty	Applicable Machine No.	Remarks
15- 1	256-15660-02	KICK AXLE ASS'Y .....	1		
15- 2	256-15654-00	HOLDER .....	2		
15- 3	256-15673-00	CLIP .....	1		
15- 4	306-15641-00	GEAR, kick (25T) .....	1		
15- 5	256-15687-00	CLIP, kick .....	1		
15- 6	611-45567-00-05	SHIM (25.5-35-0.5) .....	1		
15- 7	256-15666-00	SPACER (25.4-53-4) .....	2		
15- 8	256-15665-00	SPRING, kick .....	1		
15- 9	256-15664-01	GUIDE, spring .....	1		
15-10	131-15653-00	SHIM (25.2-36-1.0) .....	2		
15-11	93410-25017	CIRCLIP .....	1		
15-12	93102-25064	OIL SEAL (SD-25-35-7) .....	1		
15-13	341-15621-00	BOSS, kick crank .....	1		
15-14	97101-08030	BOLT .....	1		
15-15	447-15611-00-93	CRANK, kick .....	1		
15-16	93505-16006	BALL (1/16 inch) .....	1		
15-17	168-15622-01	SPRING, boss stoper .....	1		
15-18	256-15615-00	WASHER .....	1		
15-19	93430-12022	CIRCLIP .....	1		
15-20	<sup>214</sup> 256-15618-00	COVER, kick lever .....	1		

Fig. 16 CRANKCASE

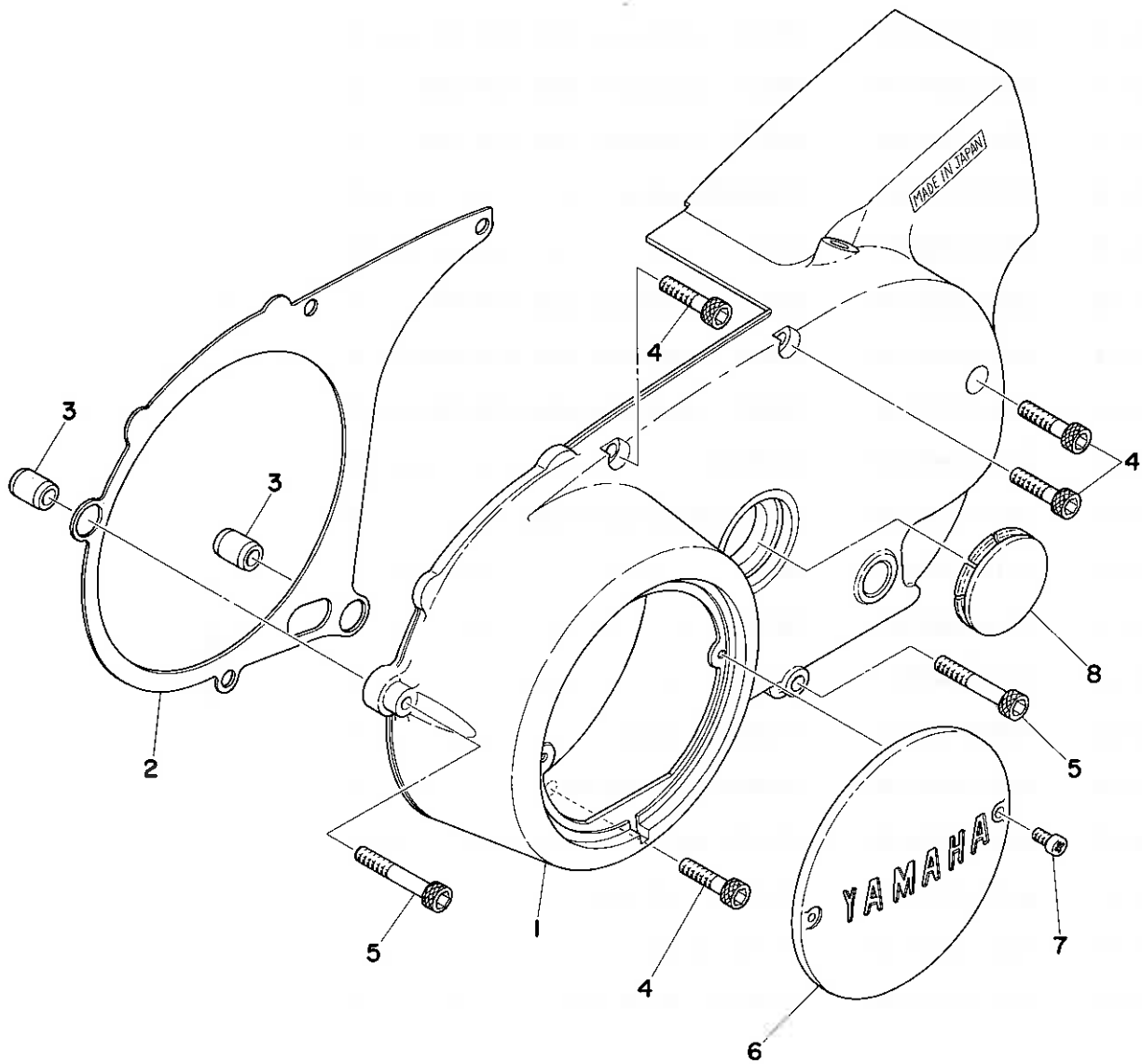




# CRANKCASE

Ref. No.	Parts No.	Description	Q'ty	Applicable Machine No.	Remarks
16- 1	306-15100-01	CRANKCASE ASS'Y .....	1		
16- 2	91810-05016	. PIN, dowel (8.4-12-16) .....	2		
16- 3	93603-14026	PIN, dowel (3-14) .....	1		
16- 4	256-15192-00	BOLT, crankcase stud 1 (8-76) ...	2		
16- 5	256-15193-00	BOLT, crankcase stud 2 (8-96) ...	4		
16- 6	256-15194-00	BOLT, crankcase stud 3 (8-116) ..	1		
16- 7	256-15196-00	BOLT, crankcase stud 5 (8 186) ..	3		
16- 8	92901-08200	WASHER, plain .....	10		
16- 9	98801-08200	NUT .....	10		
16-10	306-15192-00	BOLT, crankcase stud 1 (8-54) ...	1		
16-11	306-15193-00	BOLT, crankcase stud 2 (8-103) ..	2		
16-12	306-15197-00	BOLT, crankcase stud 6 (8-68) ...	1		
16-13	256-11198-00	GASKET .....	4		
16-14	256-14652-00	NUT, exhaust pipe hold .....	4		
16-15	97103-08075	BOLT .....	2		
16-16	97103-08055	BOLT .....	1		
16-17	97103-08090	BOLT .....	1		
16-18	92901-08200	WASHER, plain .....	4		
16-19	256-15395-00	GASKET, oil sealing .....	1		
16-20	256-15362-00	PLUG, oil level .....	1		
16-21	256-15364-00	GASKET, oil plug .....	1		
16-22	256-15351-00	PLUG, drain .....	1		
16-23	256-15353-00	GASKET, drain plug .....	1		

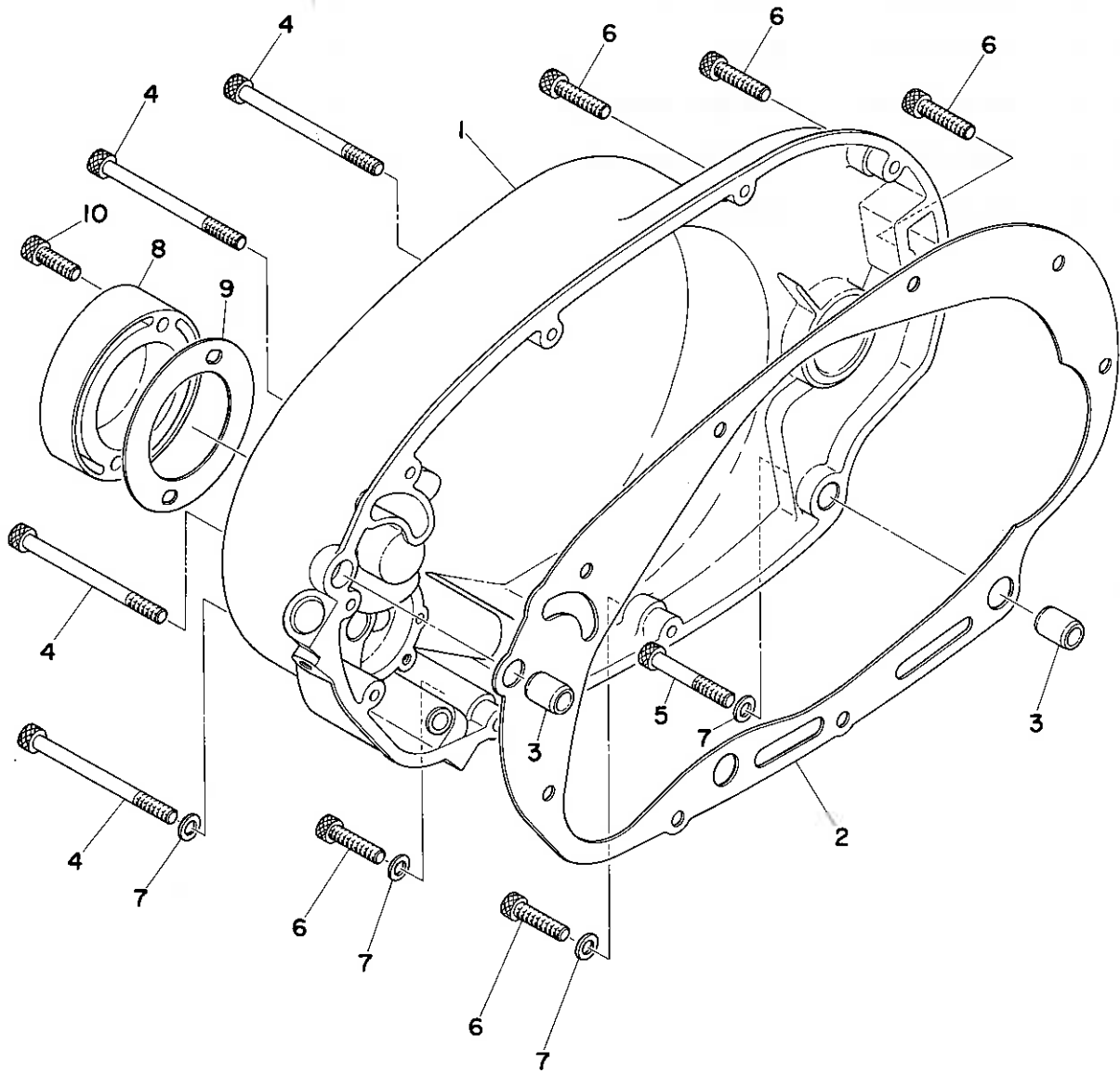
Fig. 17 CRANKCASE COVER LEFT



## CRANKCASE COVER LEFT

Ref. No.	Parts No.	Description	Q'ty	Applicable Machine No.	Remarks
17- 1	306-15411-01	COVER, crankcase left .....	1		
17- 2	306-15461-00	GASKET, crankcase cover left ...	1		
17- 3	91810-05016	PIN, dowel (8.4-12-16) .....	2		
17- 4	91316-06025	BOLT .....	4		
17- 5	91316-06040	BOLT .....	2		
17- 6	256-15425-00	COVER, generator .....	1		
17- 7	98503-05010	SCREW, panhead .....	2		
17- 8	256-15417-01	COVER, adjust .....	1		

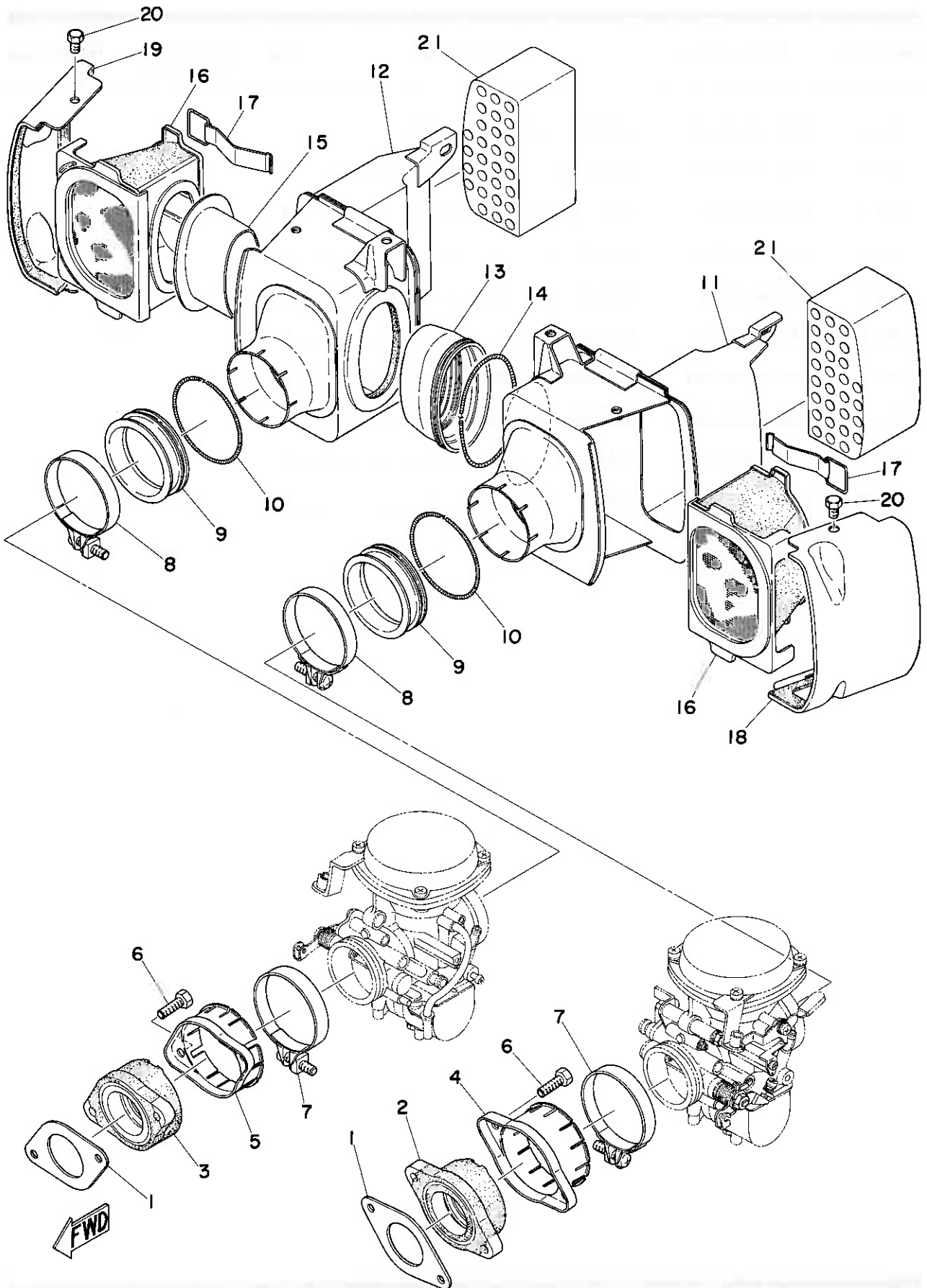
Fig. 18 CRANKCASE COVER RIGHT



## CRANKCASE COVER RIGHT

Ref. No.	Parts No.	Description	Q'ty	Applicable Machine No.	Remarks
18- 1	256-15421-02	COVER, crankcase right .....	1		
18- 2	256-15451-00	GASKET, crankcase cover right ..	1		
18- 3	91810-05016	PIN, dowel (8.4-12-16) .....	2		
18- 4	91316-06075	BOLT .....	4		
18- 5	91316-06040	BOLT .....	1		
18- 6	91316-06025	BOLT .....	5		
18- 7	256-11396-00	GASKET, holder (6.3-11-1.0) ...	4		
18- 8	256-15416-02	COVER, oil cleaner .....	1		
18- 9	256-15456-00	GASKET .....	1		
18-10	91316-0625-00	BOLT .....	2		

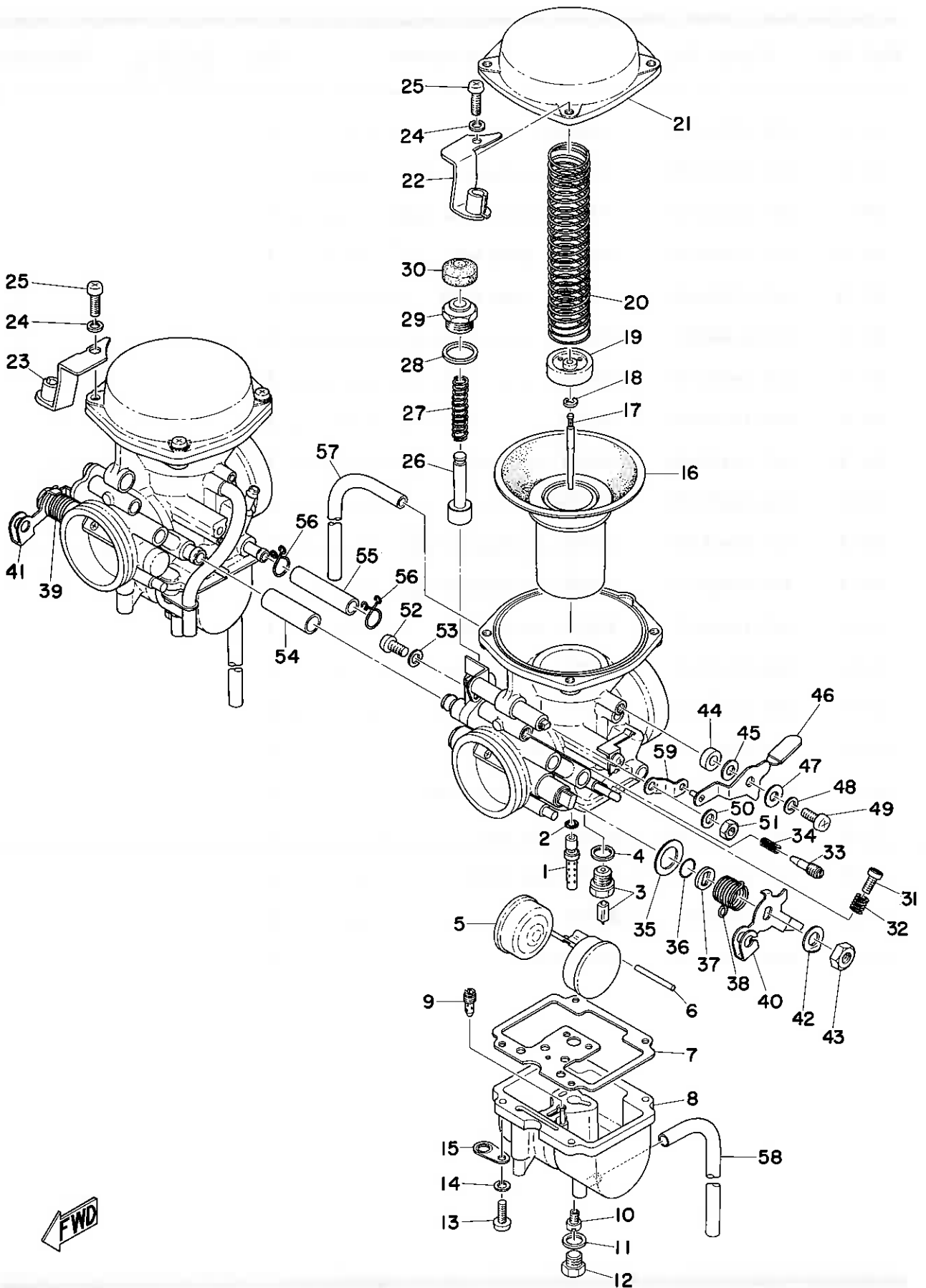
Fig. 19 INTAKE



## INTAKE

Ref. No.	Parts No.	Description	Q'ty	Applicable Machine No.	Remarks
19- 1	256-13556-00	GASKET, joint .....	2		
19- 2	447-13555-00	JOINT, carburetor left .....	1		
19- 3	447-13565-00	JOINT, carburetor right .....	1		
19- 4	447-13564-00	COVER, joint left .....	1		
19- 5	447-13584-00	COVER, joint right .....	1		
19- 6	91316-06020	BOLT .....	4		
19- 7	256-14456-00	BAND .....	2		
19- 8	256-14455-00	BAND .....	2		
19- 9	341-14453-00	JOINT, cleaner .....	2		
19-10	256-14487-00	SPRING .....	2		
19-11	447-14411-01	CASE, air cleaner left .....	1		
19-12	447-14421-01	CASE, air cleaner right .....	1		
19-13	447-14463-01	JOINT, air cleaner .....	1		
19-14	288-14455-00	BAND, cleaner joint .....	1		
19-15	447-14454-00	JOINT .....	1		
19-16	447-14451-01	ELEMENT .....	2		
19-17	447-14468-01	SPRING, element set .....	2		
19-18	447-14412-01	CAP, case left .....	1		
19-19	447-14422-01	CAP, case right .....	1		
19-20	91201-06010	BOLT .....	2		
19-21	447-14441-00	SILENCER .....	2		

Fig. 20 CARBURETOR

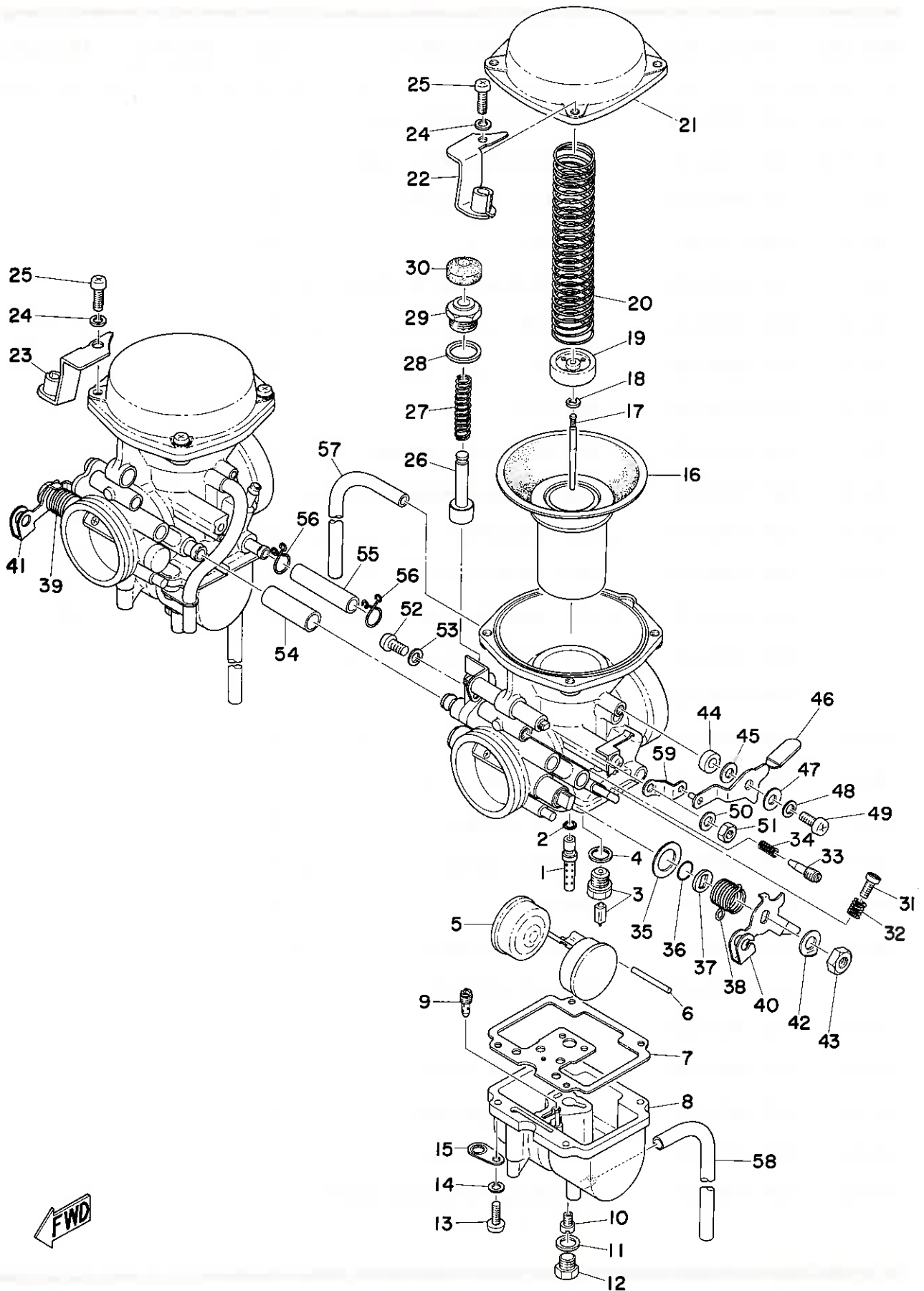




# CARBURETOR

Ref. No.	Parts No.	Description	Q'ty	Applicable Machine No.	Remarks
20- 0-1	447-14901-00	CARBURETOR ASS'Y, left	1		
20- 0-2	447-14902-00	CARBURETOR ASS'Y, right	1		
20- 1	341-14941-84	. NOZZLE, main (Z-6)	2		
20- 2	93210-03142	. O-RING	2		
20- 3	168-14190-20	. VALVE SEAT ASS'Y (#2.0)	2		
20- 4	214-14195-00	. WASHER	2		
20- 5	256-14985-00	. FLOAT	2		
20- 6	137-14186-00	. PIN, float	2		
20- 7	256-14984-00	. PACKING, float chamber	2		
20- 8	447-14981-00	. BODY, float chamber	2		
20- 9	256-14942-45	. JET, pilot (#45)	2		
20-10	256-14944-25	. JET, main (#125)	2		
	256-14944-76	. JET, main (#127.5)	2		STD
	256-14944-26	. JET, main (#130)	2		
	256-14944-27	. JET, main (#135)	2		
20-11	256-14956-01	. WASHER	2		
20-12	256-14991-00	. SCREW, plug	2		
20-13	98501-04012	. SCREW, panhead	8		
20-14	92901-04100	. WASHER, spring	8		
20-15	256-14146-01	. PLATE	2		
20-16	256-14940-00	. DIAPHRAGM ASS'Y	2		
20-17	341-14116-08	. NEEDLE (4N08-4)	2		
20-18	256-14919-00	. CLIP	2		
20-19	256-14946-00	. PLATE, set needle	2		
20-20	256-14933-00	. SPRING, diaphragm	2		
20-21	256-14958-00	. COVER, diaphragm	2		
20-22	447-14926-00	. THROTTLE BRACKET ASS'Y, left	1		

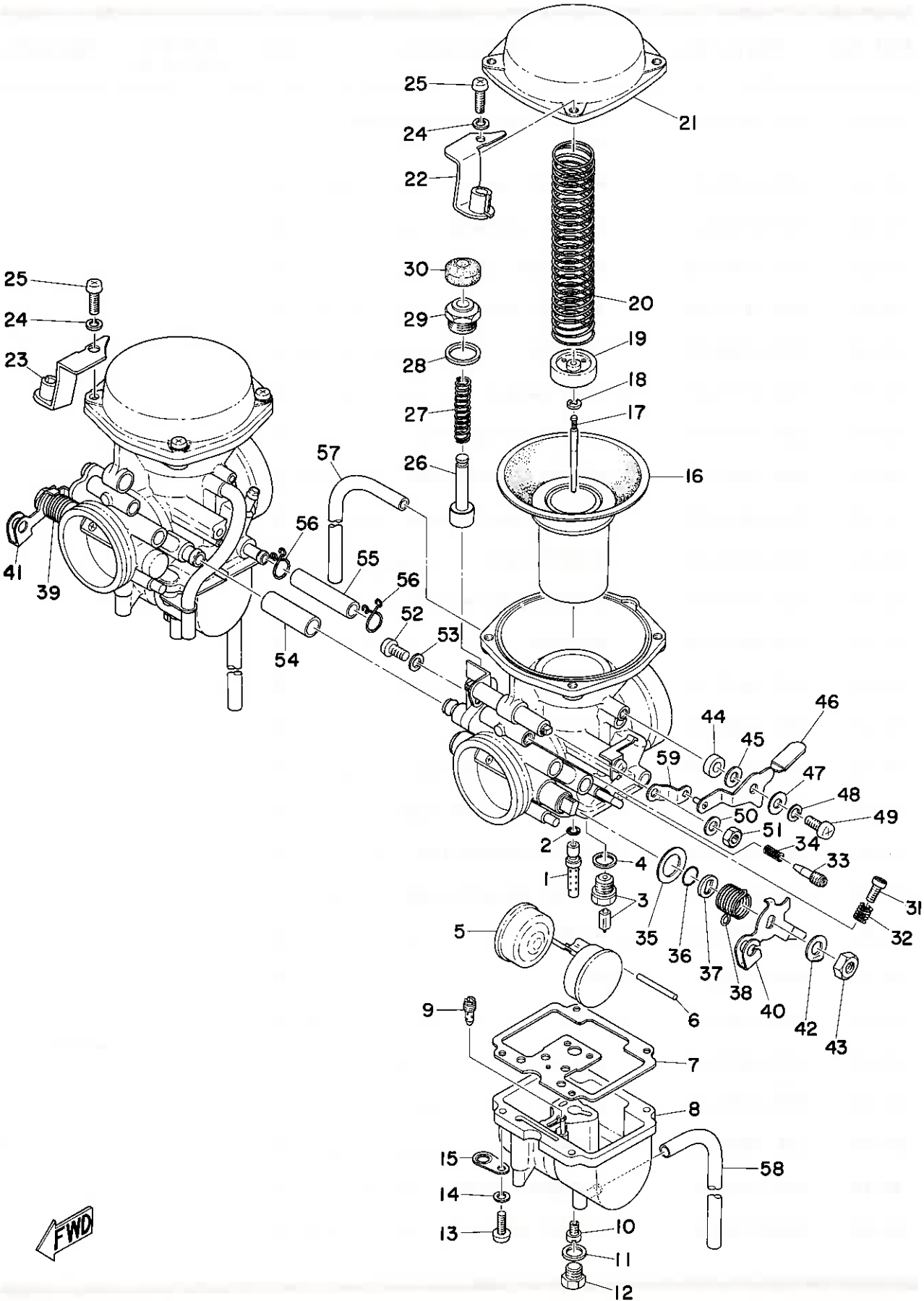
Fig. 20 CARBURETOR



# CARBURETOR

Ref. No.	Parts No.	Description	Q'ty	Applicable Machine No.	Remarks
20-23	447-14927-00	. THROTTLE BRACKET ASS'Y, right .....	1		
20-24	92901-05100	. WASHER, spring .....	8		
20-25	98501-05015	. SCREW, panhead .....	8		
20-26	306-14171-00	. PLUNGER, starter .....	1		
20-27	256-14135-00	. SPRING, plunger .....	1		
20-28	306-14954-00	. WASHER .....	1		
20-29	306-14174-00	. CAP, plunger .....	1		
20-30	306-14173-00	. COVER, plunger cap .....	1		
20-31	256-14922-01	. SCREW, throttle stop .....	2		
20-32	256-14934-01	. SPRING, throttle stop .....	2		
20-33	256-14923-00	. SCREW, pilot .....	2		
20-34	127-14134-00	. SPRING, pilot screw .....	2		
20-35	306-14954-00	. WASHER .....	2		
20-36	256-14997-00	. SEAL (8 $\phi$ ) .....	4		
20-37	306-14970-00	. COLLAR, spring .....	2		
20-38	306-14961-00	. SPRING, throttle left .....	1		
20-39	306-14960-00	. SPRING, throttle right .....	1		
20-40	306-14964-00	. LEVER, throttle left .....	1		
20-41	306-14963-00	. LEVER, throttle right .....	1		
20-42	256-14953-00	. WASHER .....	2		
20-43	98801-12200	. NUT .....	2		
20-44	256-14918-00	. RING .....	1		
20-45	256-14955-00	. WASHER .....	1		
20-46	<sup>306</sup> <del>366</del> -14905-00 <sup>02</sup>	. LEVER ASS'Y .....	1		
20-47	256-14952-00	. WASHER .....	1		
20-48	92901-04100	. WASHER, spring .....	1		
20-49	98501-04012	. SCREW, panhead .....	1		

Fig. 20 CARBURETOR

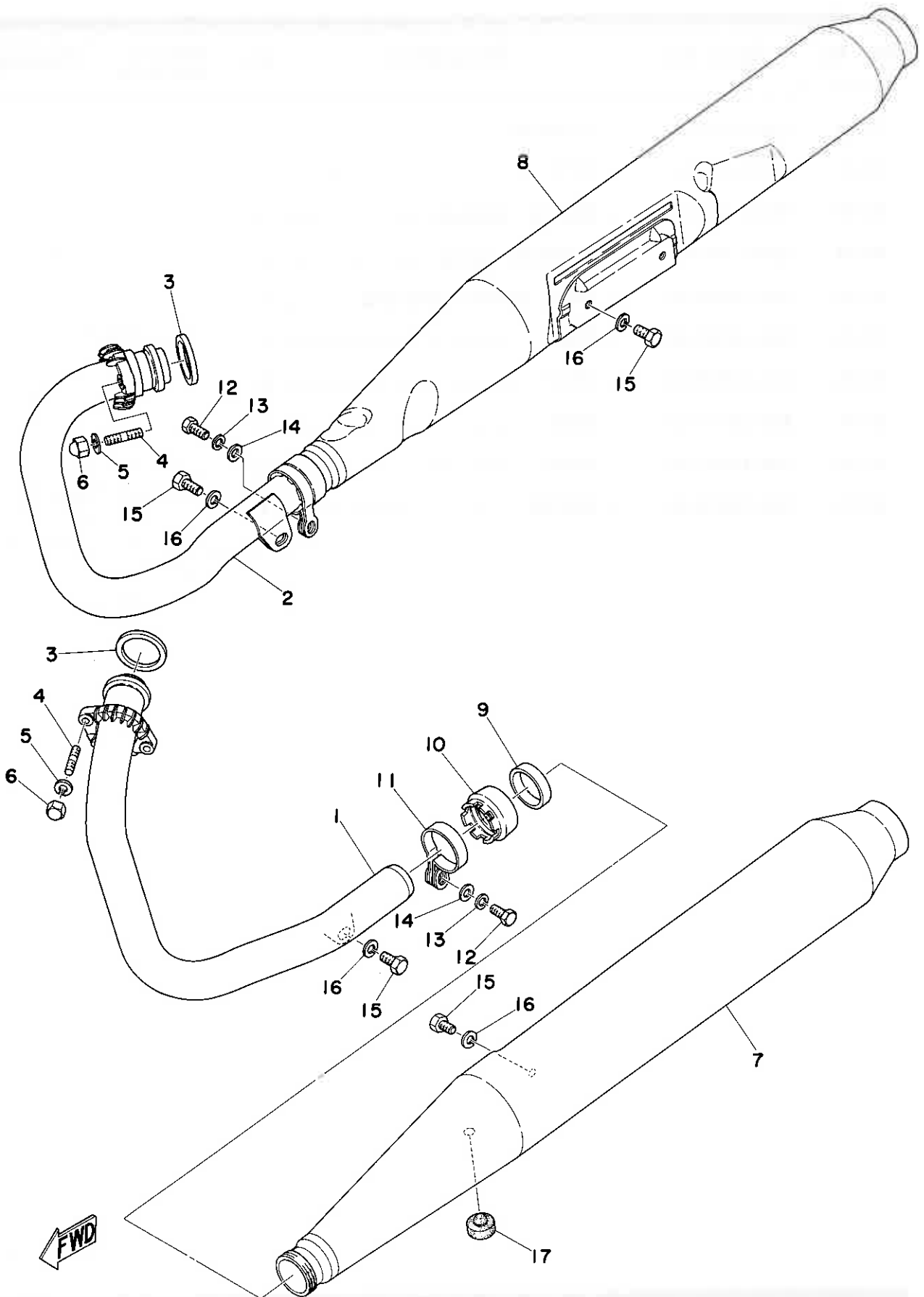


FWD

## CARBURETOR

Ref. No.	Parts No.	Description	Q'ty	Applicable Machine No.	Remarks
20-50	256-14973-00	. WASHER .....	1		
20-51	92801-10300	. NUT .....	1		
20-52	98501-04012	. SCREW, panhead .....	3		
20-53	92901-04100	. WASHER, spring .....	3		
20-54	306-14988-00	. PIPE, starter connecting .....	1		
20-55	341-14196-00	. PIPE .....	1		
20-56	341-14919-00	. CLIP .....	2		
20-57	256-14197-01	. PIPE .....	2		
20-58	256-14987-00	. PIPE .....	2		
20-59	306-14975-00	. LEVER .....	1		

Fig. 21 EXHAUST



# EXHAUST

Ref. No.	Parts No.	Description	Q'ty	Applicable Machine No.	Remarks
21- 1	447-14611-02	PIPE, exhaust left .....	1		
21- 2	447-14621-02	PIPE, exhaust right .....	1		
21- 3	256-14613-00	GASKET, exhaust pipe .....	2		Not for sale
21- 4	306-14651-00	STUD .....	4		
21- 5	92903-10100	WASHER, spring .....	4		
21- 6	92803-10700	NUT, crown .....	4		
21- 7	447-14711-03	MUFFLER, left .....	1		
21- 8	447-14721-03	MUFFLER, right .....	1		
21- 9	371-14714-00	GASKET, muffler joint .....	2		
21-10	137-14713-01 <sup>00</sup>	NUT, muffler joint .....	2		
21-11	447-14715-01	BAND, muffler .....	2		
21-12	91101-10018	BOLT .....	2		
21-13	92903-10100	WASHER, spring .....	2		
21-14	<sup>Deleted</sup> 92903-10200	WASHER, plain .....	2		
21-15	91101-10018	BOLT .....	6		
21-16	92901-10100	WASHER, spring .....	6		
21-17	116-27114-00	STOPPER, main stand .....	1		

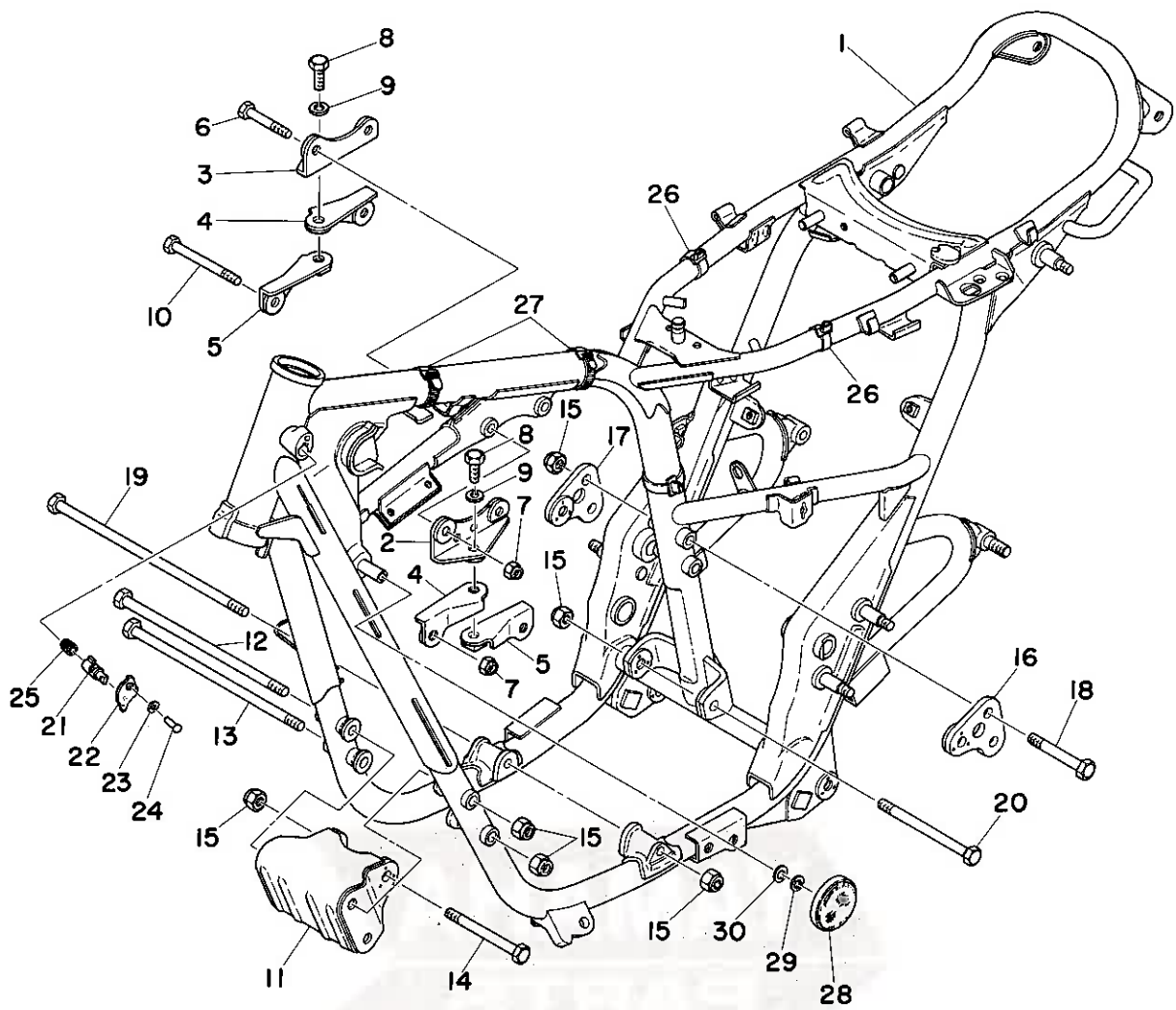




# CHASSIS



Fig. 22 FRAME

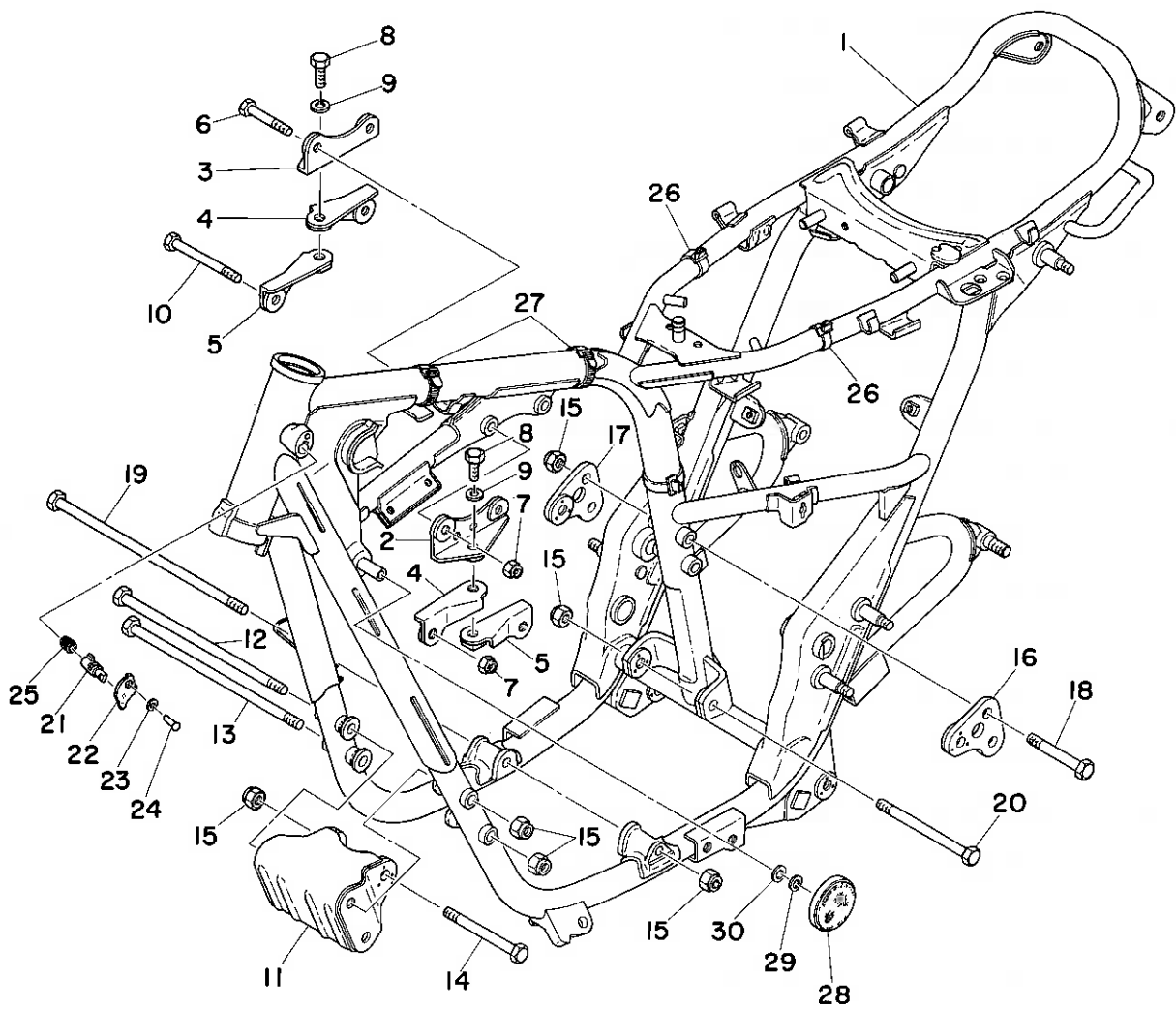


FWD

# FRAME

Ref. No.	Parts No.	Description	Q'ty	Applicable Machine No.	Remarks
22- 1	447-21110-02-33	FRAME COMP. ....	1		Yamaha Black
22- 2	447-21314-00	STAY, engine 1 left .....	1		
22- 3	447-21315-00	STAY, engine 2 right .....	1		
22- 4	256-21317-00	STAY, engine 4 .....	2		
22- 5	256-21316-00	STAY, engine 3 .....	2		
22- 6	97101-08055	BOLT .....	2		
22- 7	90185-08026	NUT U .....	4		
22- 8	<sup>91101</sup> 97101-10025	BOLT .....	2		
22- 9	92901-10100	WASHER, spring .....	2		
22-10	97101-08090	BOLT .....	2		
22-11	447-21318-00	STAY, engine front .....	1		
22-12	90101-10146	BOLT, engine mounting 1 .....	1		
22-13	90101-10201	BOLT, engine mounting 4 .....	1		
22-14	256-21481-00	BOLT, engine mounting 1 (10-100)	1		
22-15	90185-10035	NUT U .....	8		
22-16	447-21319-00	STAY, engine 6 left .....	1		
22-17	447-21387-00	STAY, engine 7 right .....	1		
22-18	91101-10070	BOLT .....	3		
22-19	90101-10147	BOLT, engine mounting 2 .....	1		
22-20	90101-10148	BOLT, engine mounting 3 .....	1		
22-21	341-23408-00	STEERING LOCK ASS'Y .....	1		
22-22	134-23484-10	CAP, handle lock .....	1		
22-23	214-23488-00	WASHER, wave .....	1		
22-24	214-23483-00	RIVET, screw .....	1		
22-25	214-23485-00	SPRING .....	1		
22-26	366-82591-00	BAND .....	2		ℓ=105
22-27	256-83936-00	BAND, switch cord .....	2		
22-28	341-85111-00	REFLECTOR .....	2		

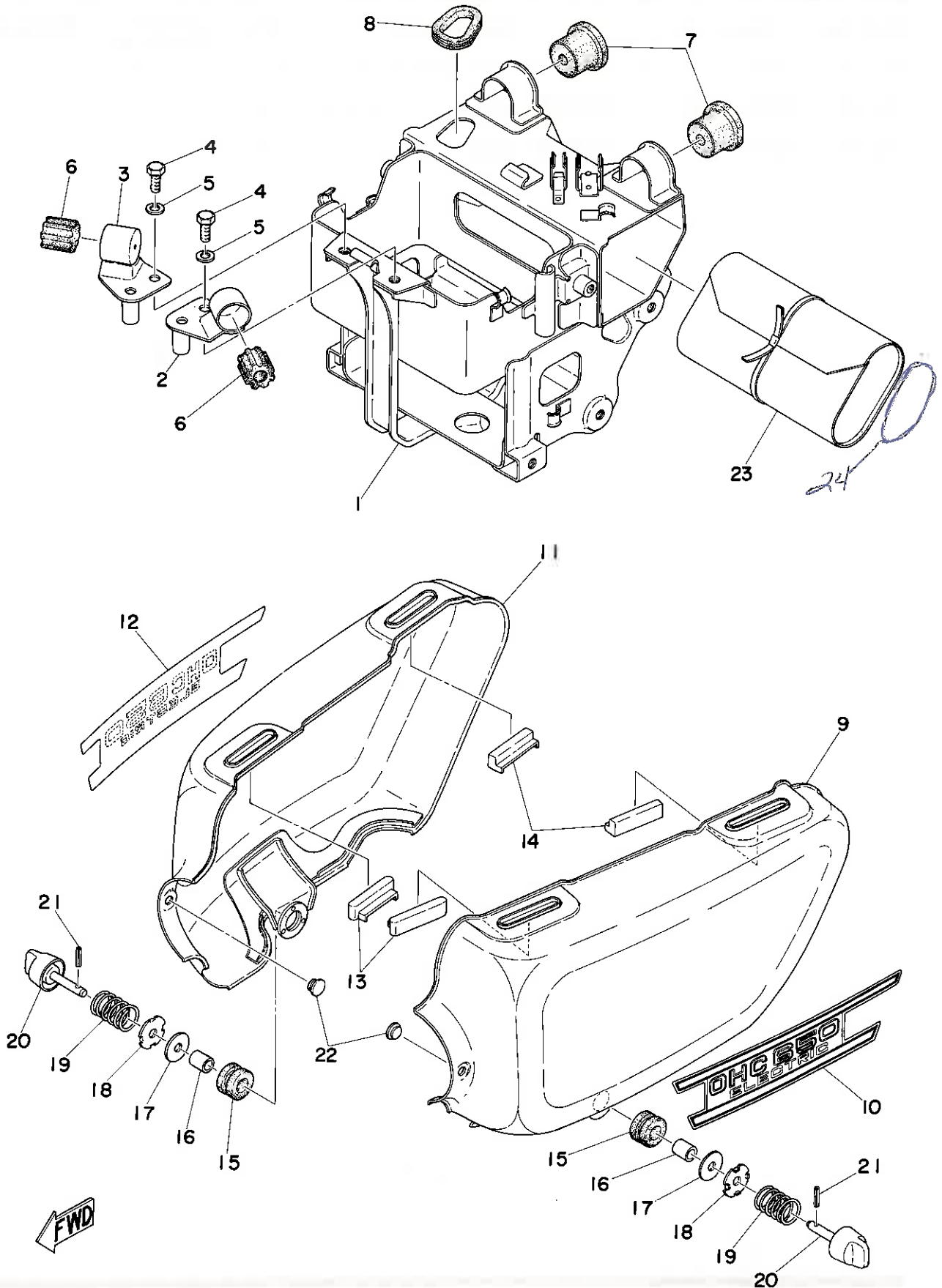
Fig. 22 FRAME



# FRAME

Ref. No.	Parts No.	Description	Q'ty	Applicable Machine No.	Remarks
22-29	92901-05100	WASHER, spring .....	2		
22-30	92901-05200	WASHER, plain .....	2		

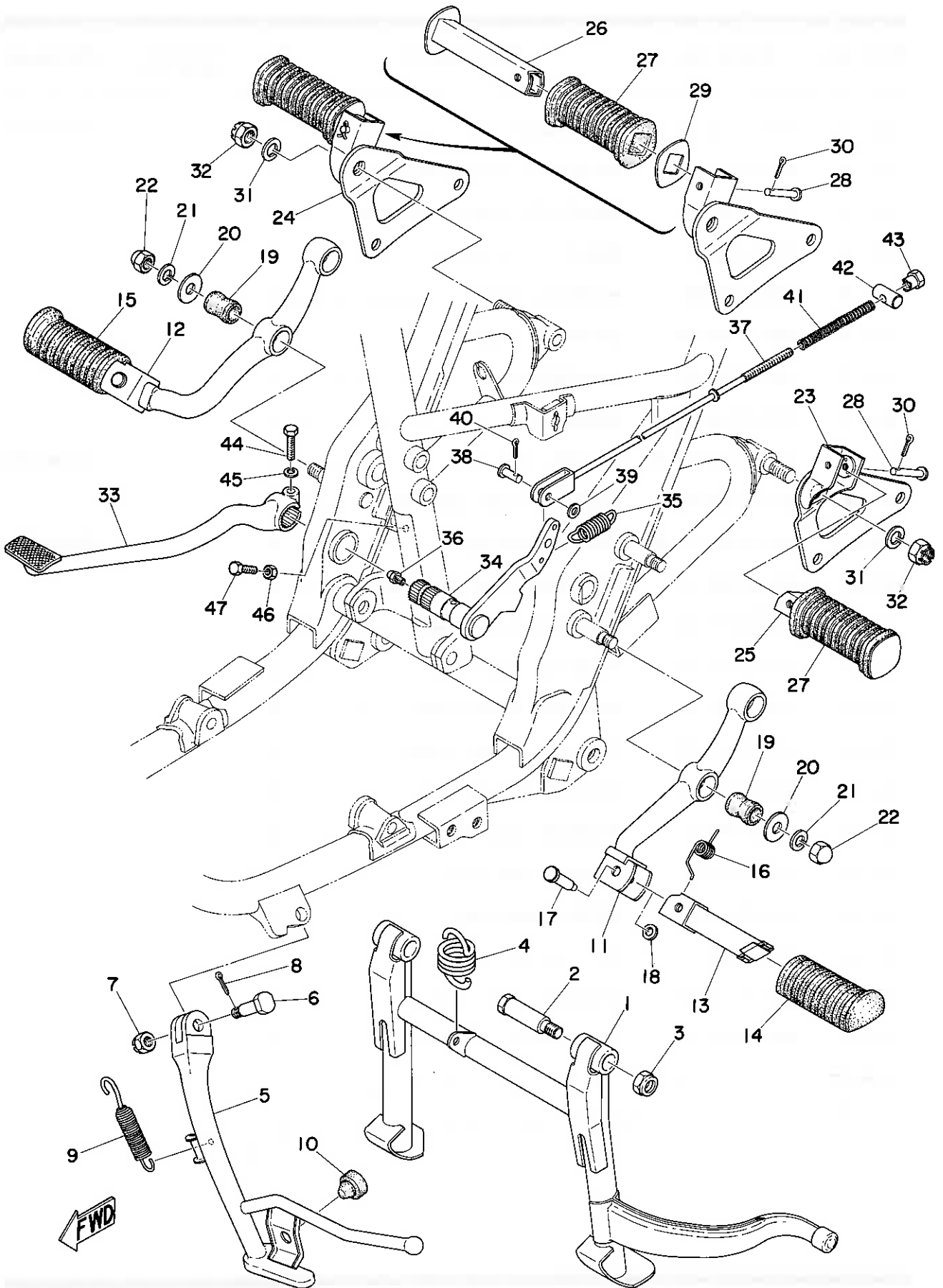
Fig. 23 BOX · SIDE COVER



## BOX · SIDE COVER

Ref. No.	Parts No.	Description	Q'ty	Applicable Machine No.	Remarks
23- 1	447-21170-02-33	BOX COMP. ....	1		Yamaha Black
23- 2	447-21149-00	BRACKET, battery box left ....	1		
23- 3	447-21344-00	BRACKET, battery box right ....	1		
23- 4	91101-06015	BOLT .....	2		
23- 5	92901-06100	WASHER, spring .....	2		
23- 6	256-21729-00	DAMPER, front .....	2		
23- 7	256-21747-00	DAMPER, rear .....	2		
23- 8	447-82128-00	GROMMET .....	1		
23- 9	447-21711-01-N1	COVER, side left .....	1		Cinnamon Brown
23-10	447-21784-00	EMBLEM, side cover left .....	1		
23-11	447-21721-01-N1	COVER, side right .....	1		Cinnamon Brown
23-12	447-21786-00	EMBLEM, side cover right .....	1		
23-13	<sup>447</sup> <del>341</del> -21717-00	DAMPER, side cover .....	2		
23-14	<sup>47</sup> 447-21717-00	DAMPER, side cover .....	2		
23-15	214-21717-00	DAMPER, battery box .....	2		
23-16	214-21633-00	COLLAR, fender mount 1 .....	2		
23-17	810-77318-00	WASHER (6.5-20-1.0) .....	2		
23-18	90209-06044	WASHER, special .....	2		
23-19	90501-18205	SPRING, side cover .....	2		
23-20	447-21714-01	KNOB, side cover .....	2		
23-21	91609-25015	PIN, spring .....	2		
23-22	256-21717-00	DAMPER, side cover .....	2		
23-23	447-28100-10	TOOL ASS'Y .....	1		
<p><del>23-24</del> 908-91200-01 pad for battery box                  23-24 93210-40010-00 O-ring.....1</p>					

Fig. 24 STAND · FOOTREST · BRAKE PEDAL

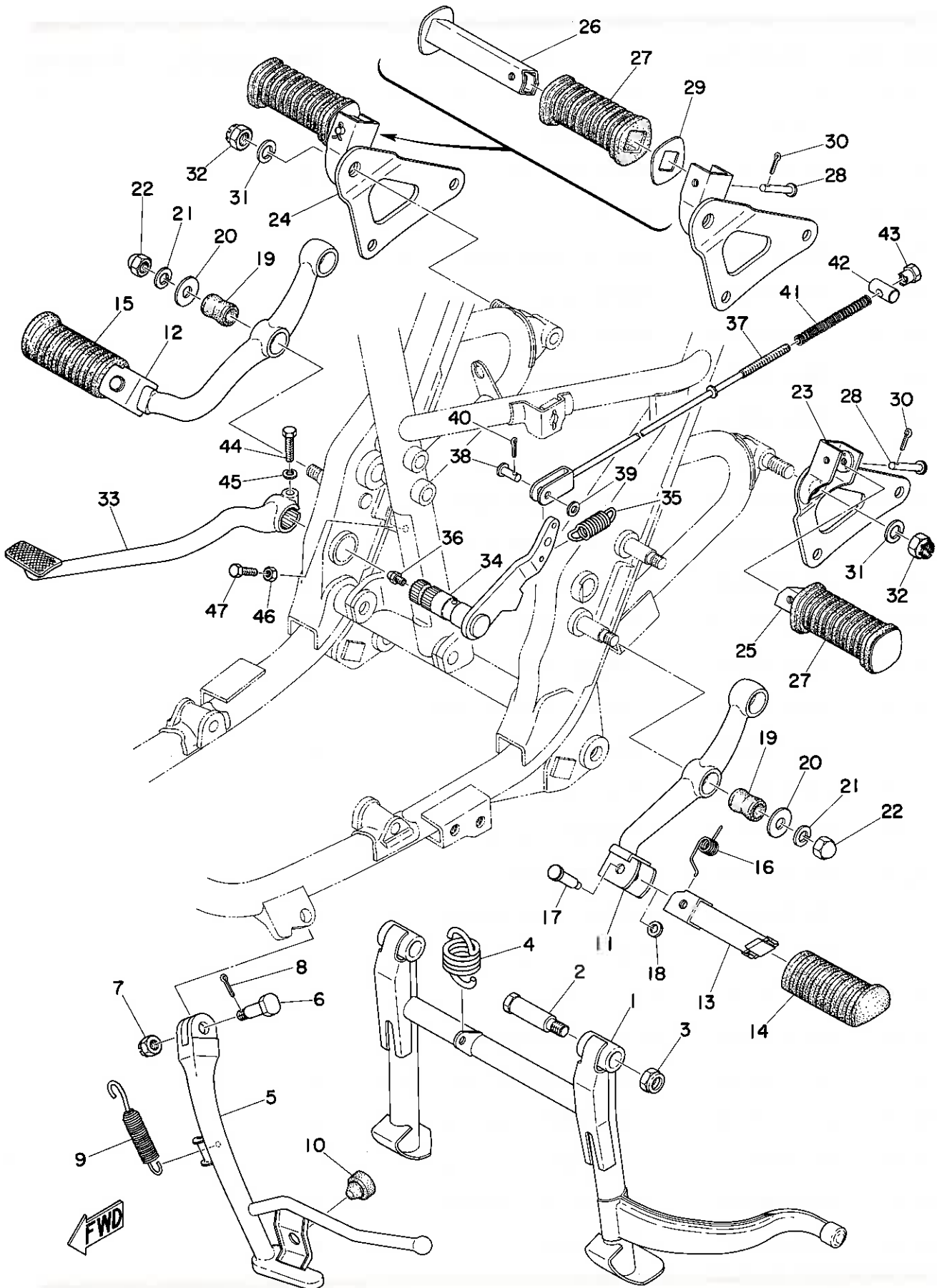




# STAND · FOOTREST · BRAKE PEDAL

Ref. No.	Parts No.	Description	Q'ty	Applicable Machine No.	Remarks
24- 1	447-27111-00	STAND, main .....	1		
24- 2	447-27112-00	BOLT, main stand .....	2		
24- 3	90185-10035	NUT U .....	2		
24- 4	256-27116-00	SPRING, main stand .....	1		
24- 5	447-27311-01	STAND, side .....	1		
24- 6	156-27317-00	BOLT, side stand .....	1		
24- 7	98801-08500	NUT, slotted .....	1		
24- 8	91401-20018	PIN, cotter .....	1		
24- 9	183-27316-00	SPRING, side stand .....	1		
24-10	341-27314-02	STOPPER, side stand .....	1		
24-11	447-27410-00	FOOTREST ASS'Y, left .....	1		
24-12	447-27420-00	FOOTREST ASS'Y, right .....	1		
24-13	341-27451-00	. FOOTREST 3 .....	2		
24-14	341-27423-00	. COVER, footrest left .....	1		
24-15	341-27413-00	. COVER, footrest right .....	1		
24-16	214-27426-00	. SPRING, return .....	2		
24-17	214-27418-00	. PIN, clevis .....	2		
24-18	214-27417-00	. WASHER, special .....	2		
24-19	256-27414-00	DAMPER, rubber 1 .....	4		
24-20	102-22243-00	WASHER, rear cushion .....	4		
24-21	92901-10100	WASHER, spring .....	4		
24-22	92803-10700	NUT, crown .....	4		
24-23	447-27430-00	REAR FOOTREST ASS'Y, left ...	1		
24-24	447-27440-00	REAR FOOTREST ASS'Y, right ..	1		
24-25	447-27431-00	. FOOTREST, rear left .....	1		
24-26	447-27441-00	. FOOTREST, rear right .....	1		
24-27	447-27433-00	. COVER, rear footrest .....	2		
24-28	91501-06035	. PIN, clevis .....	2		

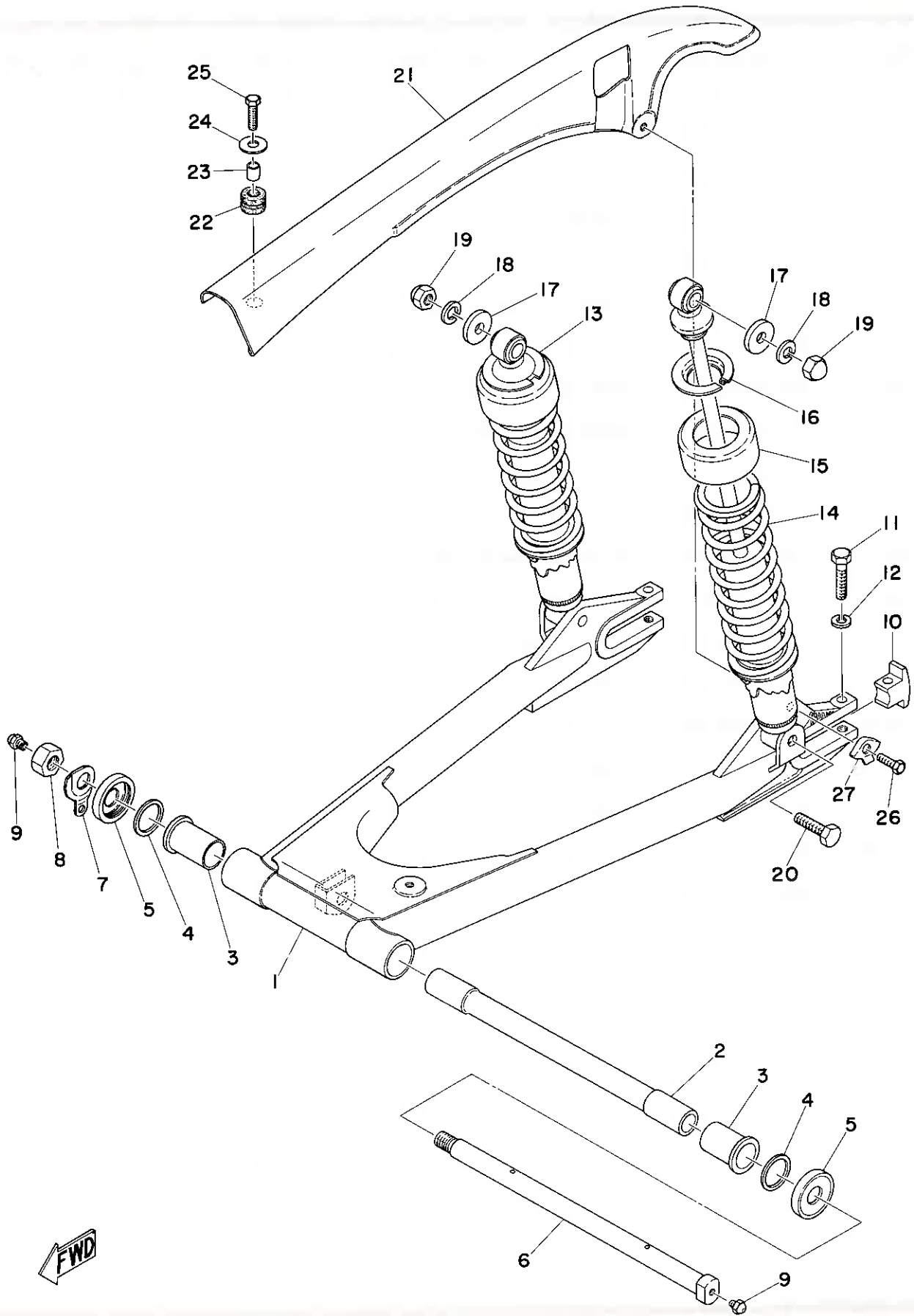
Fig. 24 STAND · FOOTREST · BRAKE PEDAL



## STAND · FOOTREST · BRAKE PEDAL

Ref. No.	Parts No.	Description	Q'ty	Applicable Machine No.	Remarks
24-29	447-27437-00	. WASHER, special	2		
24-30	91401-16012	. PIN, cotter	2		
24-31	92903-12100	WASHER, spring	2		
24-32	214-22143-00	NUT	2		
24-33	447-27211-02-93	PEDAL, brake	1		
24-34	447-27212-01	SHAFT, brake pedal	1		
24-35	341-27216-00	SPRING, brake pedal	1		
24-36	93700-06001	NIPPLE, grease	1		
24-37	447-27231-02	ROD, brake	1		
24-38	156-27237-00	PIN, clevis	1		
24-39	156-27226-00	WASHER, pedal link	1		
24-40	91401-20012	PIN, cotter	1		
24-41	180-27236-00	SPRING, rod	1		
24-42	156-27229-00	PIN, link joint	1		
24-43	206-27238-00	NUT, adjusting	1		
24-44	91103-06025	BOLT	1		
24-45	92903-06100	WASHER, spring	1		
24-46	90170-06035	NUT, adjusting	1		
24-47	341-27217-00	BOLT, special	1		

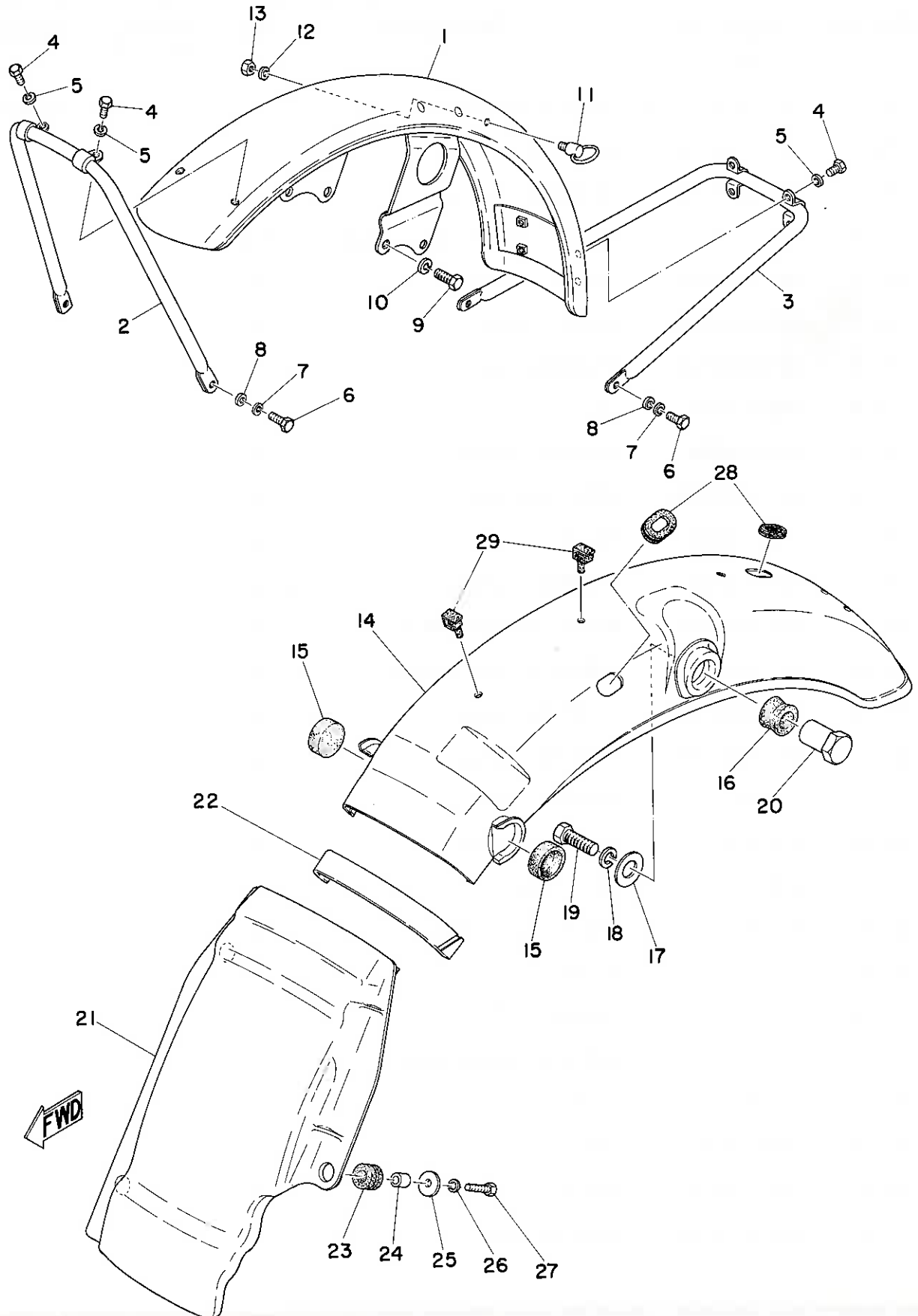
Fig. 25 REAR ARM · REAR CUSHION · CHAIN CASE



## REAR ARM · REAR CUSHION · CHAIN CASE

Ref. No.	Parts No.	Description	Q'ty	Applicable Machine No.	Remarks
25- 1	447-22110-00-33	REAR ARM COMP. ....	1		Yamaha Black
25- 2	447-22184-00	BUSHING .....	1		
25- 3	256-22123-01	BUSHING, rear arm .....	2		
25- 4	156-22127-00	SHIM, rear arm (26-34-0.3) ...	U.R		
25- 5	<sup>447</sup> 341-22128-00	COVER, thrust .....	2		
25- 6	447-22141-00	SHAFT, pivot .....	1		
25- 7	447-22149-00	WASHER, lock .....	1		
25- 8	98804-14100	NUT .....	1		
25- 9	93700-06001	NIPPLE, grease .....	2		
25-10	341-22177-00	END, rear arm .....	2		
25-11	97201-08040	BOLT .....	2		
25-12	92901-08100	WASHER, spring .....	2		
25-13	447-22210-21	REAR CUSHION ASS'Y .....	2		
25-14	447-22212-20	. SPRING, rear cushion .....	2		
25-15	341-22211-20	. COVER, outer .....	2		
25-16	341-22213-20	. GUIDE, spring .....	2		
25-17	341-22243-00	WASHER, special .....	2		
25-18	92903-10100	WASHER, spring .....	2		
25-19	92803-10700	NUT, crown .....	2		
25-20	214-22241-00	BOLT, rear cushion .....	2		
25-21	447-22311-01-93	CHAIN CASE .....	1		
25-22	214-21717-00	DAMPER, battery box .....	1		
25-23	214-21633-00	COLLAR, fender mount 1 .....	1		
25-24	101-28323-00	WASHER 1 .....	1		
25-25	91201-06025	BOLT .....	1		
25-26	91203-06020	BOLT .....	1		
25-27	447-22316-00	WASHER, lock .....	1		

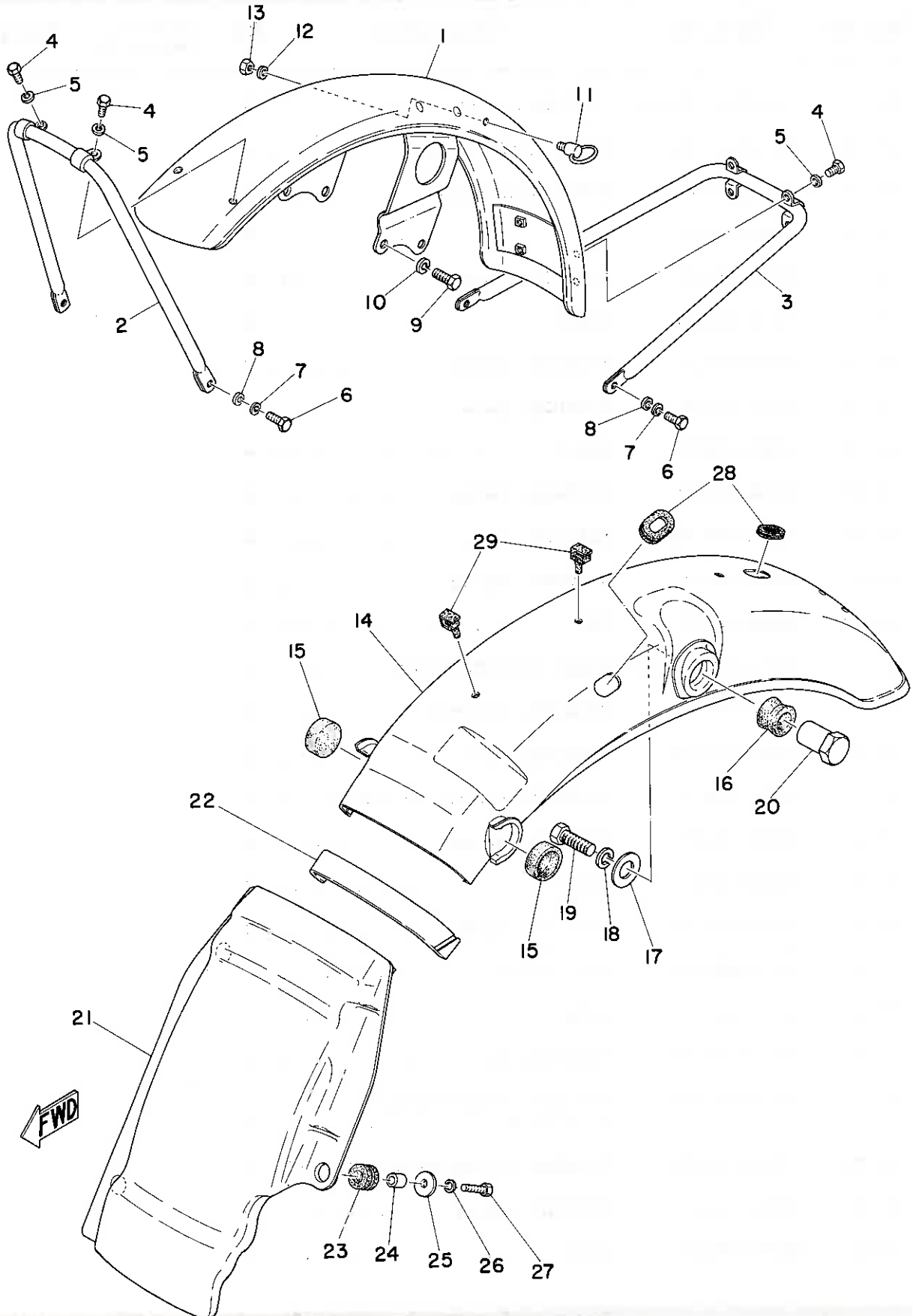
Fig. 26 FRONT FENDER · REAR FENDER



## FRONT FENDER · REAR FENDER

Ref. No.	Parts No.	Description	Q'ty	Applicable Machine No.	Remarks
26- 1	447-21511-00-93	FENDER, front .....	1		
26- 2	341-21513-01	STAY, fender front .....	1		
26- 3	341-21514-01	STAY, fender rear .....	1		
26- 4	91103-06012	BOLT .....	6		
26- 5	92903-06100	WASHER, spring .....	6		
26- 6	91103-06018	BOLT .....	4		
26- 7	92903-06100	WASHER, spring .....	4		
26- 8	92903-06200	WASHER, plain .....	4		
26- 9	97201-08020	BOLT .....	4		
26-10	92901-08100	WASHER, spring .....	4		
26-11	174-21518-00	HOLDER, wire .....	1		
26-12	92901-06100	WASHER, spring .....	1		
26-13	98801-06100	NUT .....	1		
26-14	447-21610-02-93	REAR FENDER COMP. ....	1		
26-15	122-24181-00	DAMPER, locating 1 .....	2		
26-16	168-21639-00	DAMPER, rear .....	2		
26-17	90201-15239	WASHER, special (15.2-28-2) ...	2		
26-18	92903-10100	WASHER, spring .....	2		
26-19	91203-10030 <i>901-09082-65-00 Bolt</i>	BOLT .....	2		<i>2 - per number 395 Notebook</i>
26-20	168-21635-00 <i>988-03087-00 or Nut crown</i>	NUT, rear fender .....	2		<i>2 - per number 395 Notebook</i>
26-21	447-21629-01	MAT, guard .....	1		
26-22	447-21268-01	SEAL .....	1		
26-23	214-21717-00	DAMPER, battery box .....	3		
26-24	214-21633-00	COLLAR, fender mount 1 (7-10-11.5) .....	3		
26-25	116-28324-00	WASHER, leg shield (6.5-20-1.6)	3		
26-26	92901-06100	WASHER, spring .....	3		
26-27	97201-06025	BOLT .....	3		

Fig. 26 FRONT FENDER · REAR FENDER

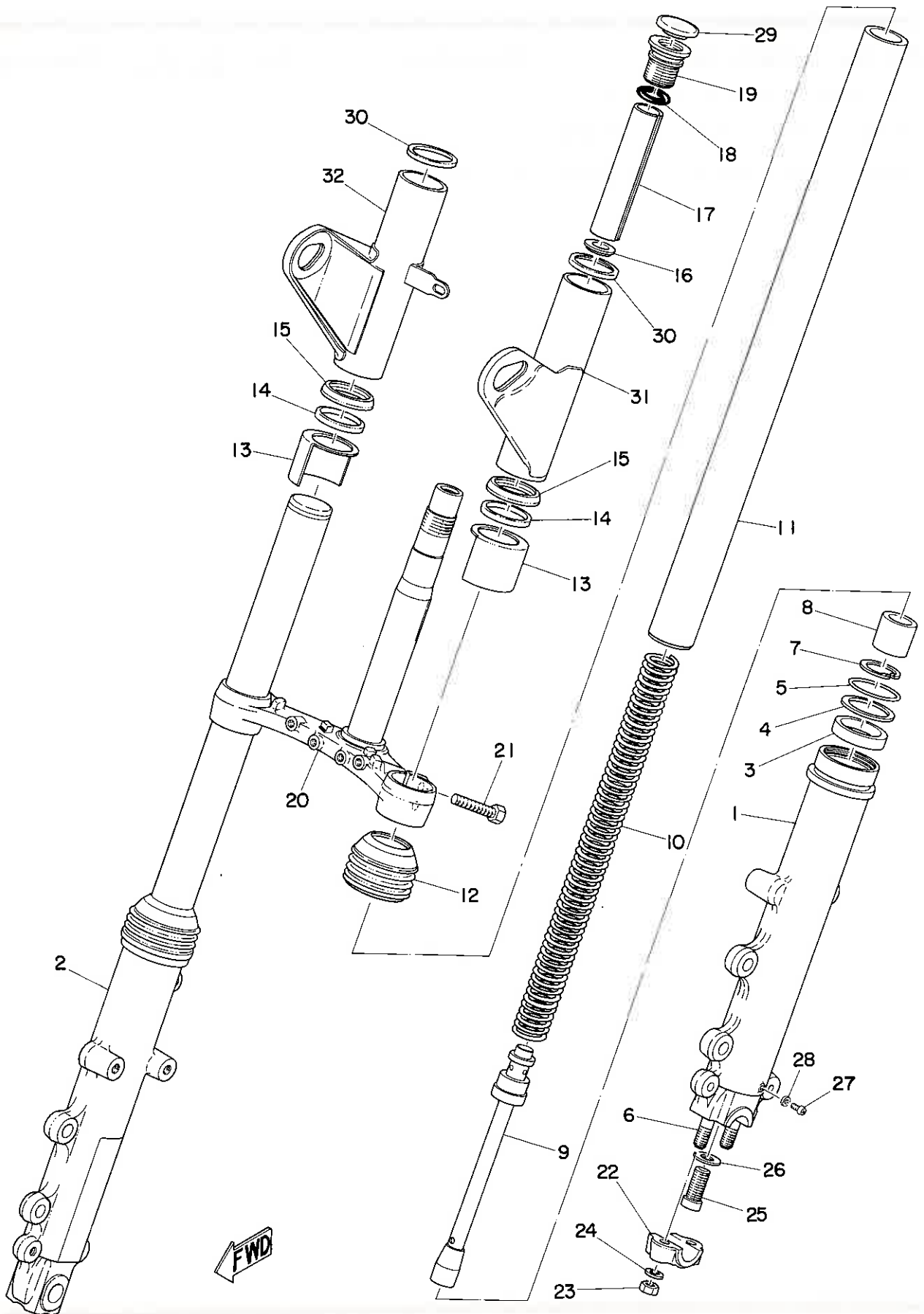




## FRONT FENDER · REAR FENDER

Ref. No.	Parts No.	Description	Q'ty	Applicable Machine No.	Remarks
26-28	90480-15061	GROMMET .....	2		
26-29	341-21637-00	CLAMP, wireharness .....	2		

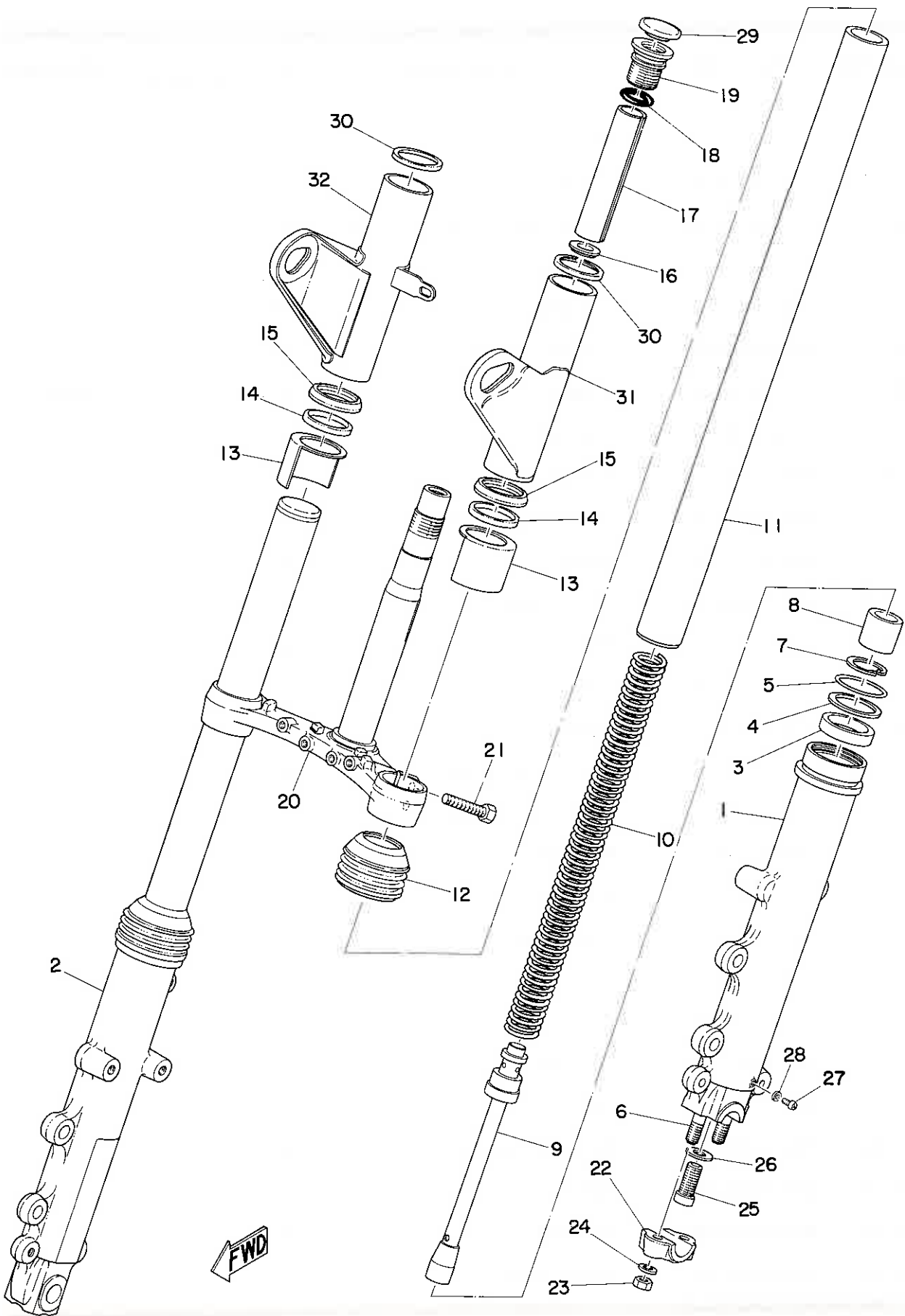
Fig. 27 FRONT FORK



# FRONT FORK

Ref. No.	Parts No.	Description	Q'ty	Applicable Machine No.	Remarks
27- 0-1	447-23101-52	FRONT FORK ASS'Y .....	1		
27- 1	366-23126-60	. TUBE, outer left .....	1		
27- 2	366-23136-60	. TUBE, outer right .....	1		
27- 3	278-23145-50	. . OIL SEAL .....	2		
27- 4	214-23146-00	. . WASHER, oil seal .....	2		
27- 5	214-23156-00	. . CLIP, oil seal .....	2		
27- 6	278-23128-50	. . BOLT .....	2		Left side
27- 7	93420-28025	. CIRCLIP .....	2		
27- 8	278-23171-50	. PISTON .....	2		
27- 9	447-23170-50	. CYLINDER COMP. ....	2		
27-10	447-23141-50	. SPRING .....	2		
27-11	371-23124-62	. TUBE, inner .....	2		
27-12	278-23144-50	. SEAL, dust .....	2		
27-13	447-23122-52	. COVER, outer .....	2		
27-14	291-23163-61	. PACKING .....	2		
27-15	447-23116-52	. GUIDE, cover under .....	2		
27-16	256-23142-60	. SEAT, spring upper .....	2		
27-17	306-23118-60	. SPACER .....	2		
27-18	214-23114-00	. O-RING .....	2		
27-19	341-23111-51	. BOLT, cap .....	2		
27-20	447-23340-52-33	. UNDER BRACKET COMP. ....	1		Yamaha Black
27-21	275-23346-61	. BOLT .....	4		
27-22	341-23167-51 <sup>50</sup>	. HOLDER, axle .....	1		
27-23	447-23127-00	. NUT .....	2		
27-24	304-13578-00	. WASHER, spring .....	2		
27-25	278-23181-50	. BOLT .....	2		
27-26	278-23158-50	. PACKING .....	2		
27-27	122-23119-01	. PLUG, drain .....	2		

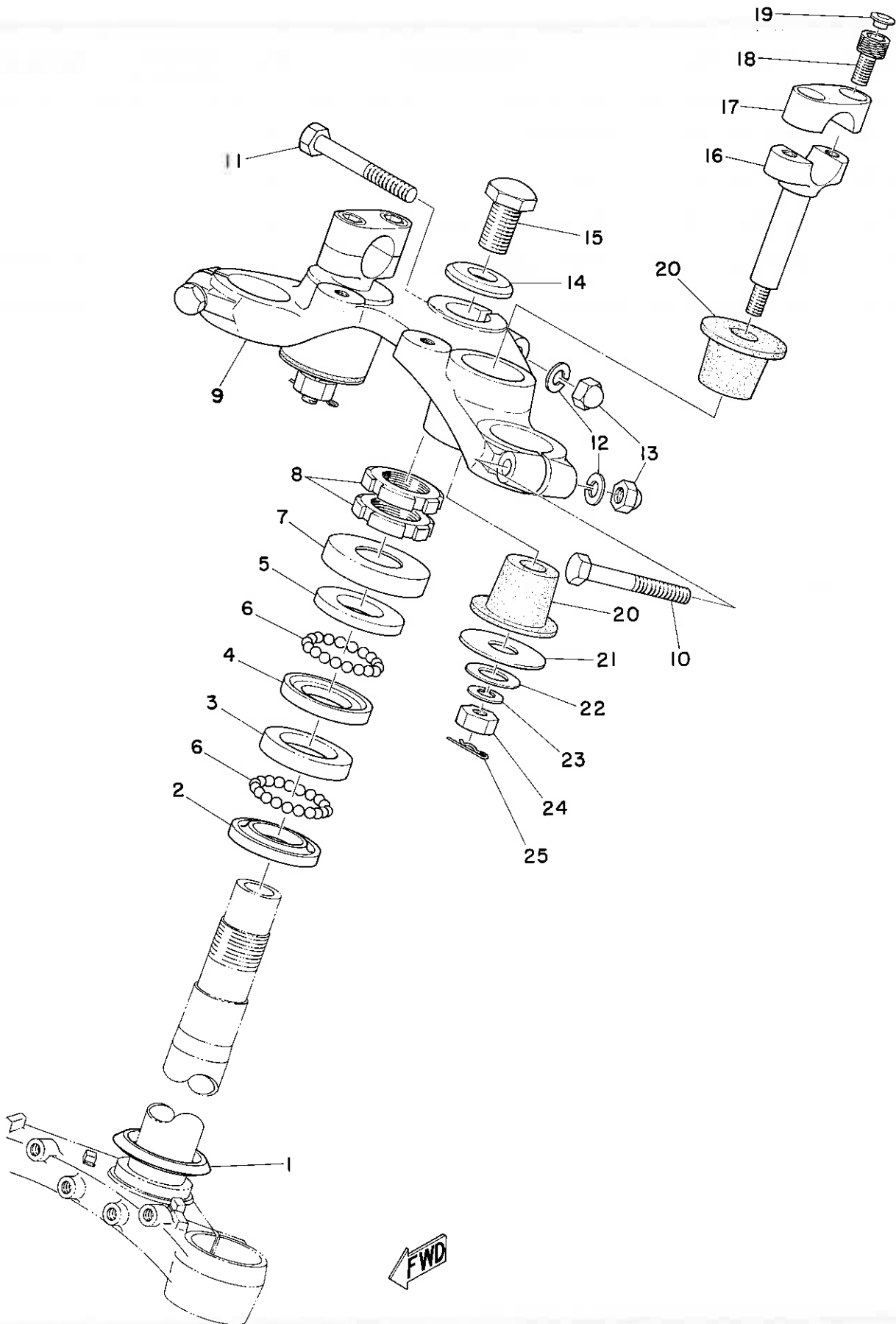
Fig. 27 FRONT FORK



## FRONT FORK

Ref. No.	Parts No.	Description	Q'ty	Applicable Machine No.	Remarks
27-28	122-23129-00	. PACKING .....	2		
27-29	371-23168-60	. CAP .....	2		
27-30	168-23115-00	. GUIDE, cover upper .....	2		
27-31	447-23121-51-N1	COVER, upper left .....	1		Cinnamon Brown
27-32	447-23131-51-N1	COVER, upper right .....	1		Cinnamon Brown

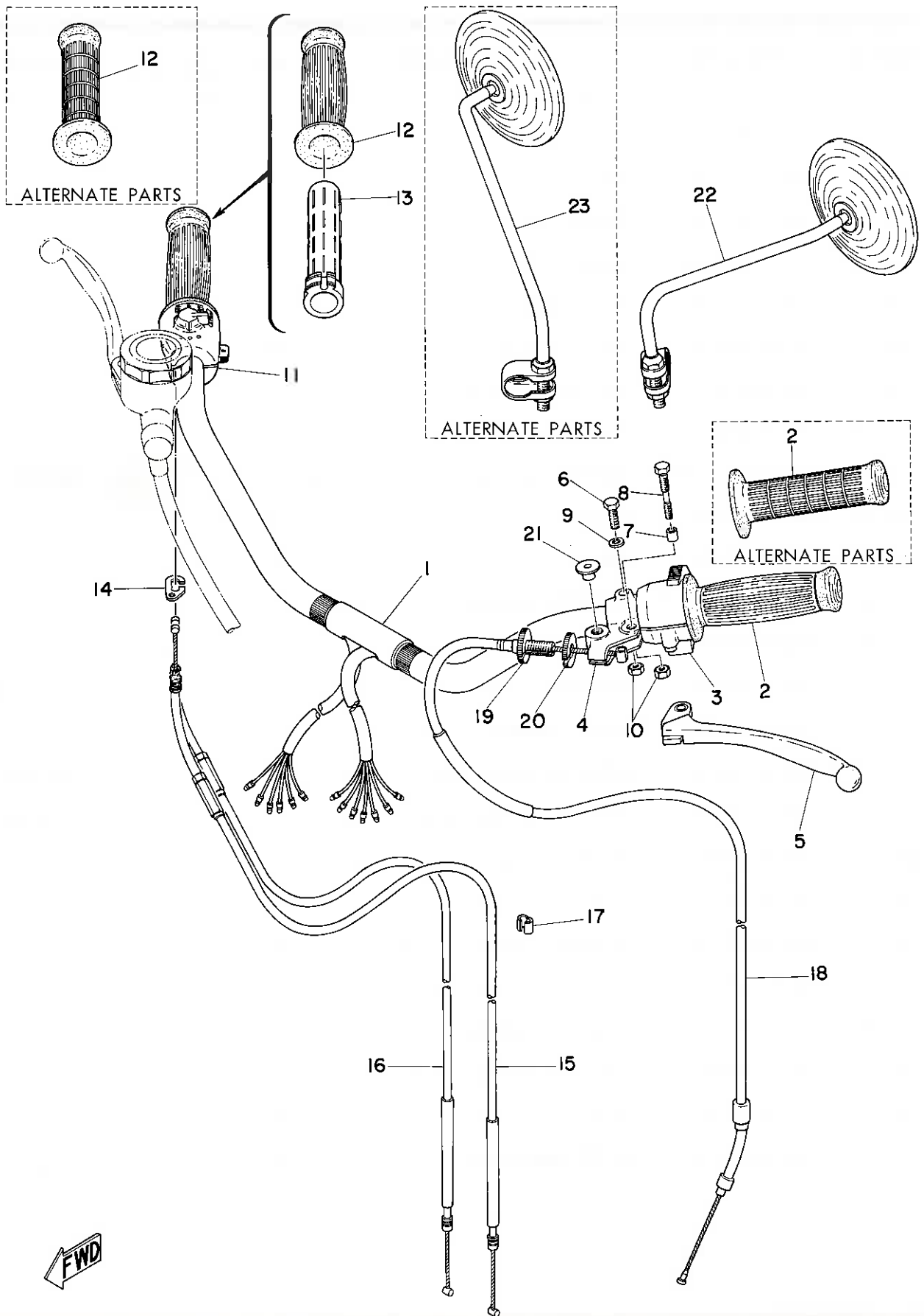
Fig. 28 STEERING



## STEERING

Ref. No.	Parts No.	Description	Q'ty	Applicable Machine No.	Remarks
28- 1	164-23462-00	SEAL, dust .....	1		
28- 2	256-23411-00	RACE, ball 1 .....	1		
28- 3	256-23412-00	RACE, ball 2 .....	1		
28- 4	256-23413-00	RACE, ball 3 .....	1		
28- 5	256-23414-00	RACE, ball 4 .....	1		
28- 6	93501-04011	BALL (1/4 inch) .....	38		
28- 7	136-23415-00	COVER, ball race .....	1		
28- 8	137-23454-00	NUT, fitting .....	2		
28- 9	447-23435-00-98	CROWN, handle .....	1		Frosting Black
28-10	97103-08050	BOLT .....	2		
28-11	97103-08065	BOLT .....	1		
28-12	92903-08100	WASHER, spring .....	3		
28-13	98803-08700	NUT, crown .....	3		
28-14	341-23443-00	WASHER, crown .....	1		
28-15	341-23451-00	BOLT, special .....	1		
28-16	256-23442-00-98	HOLDER, handle under .....	2		Frosting Black
28-17	360-23441-00-98	HOLDER, handle upper .....	2		Frosting Black
28-18	90110-08010	BOLT, fitting .....	4		
28-19	341-23469-00	CAP, bolt .....	4		
28-20	256-23434-01	RUBBER, bushing .....	4		
28-21	90201-12196	WASHER, special (12.5-44-3.2) ..	2		
28-22	256-23444-00	WASHER, special .....	2		
28-23	92901-10100	WASHER, spring .....	2		
28-24	92801-10300	NUT .....	2		
28-25	136-25375-00	CLIP, tension bar .....	2		

Fig. 29 HANDLE · WIRE

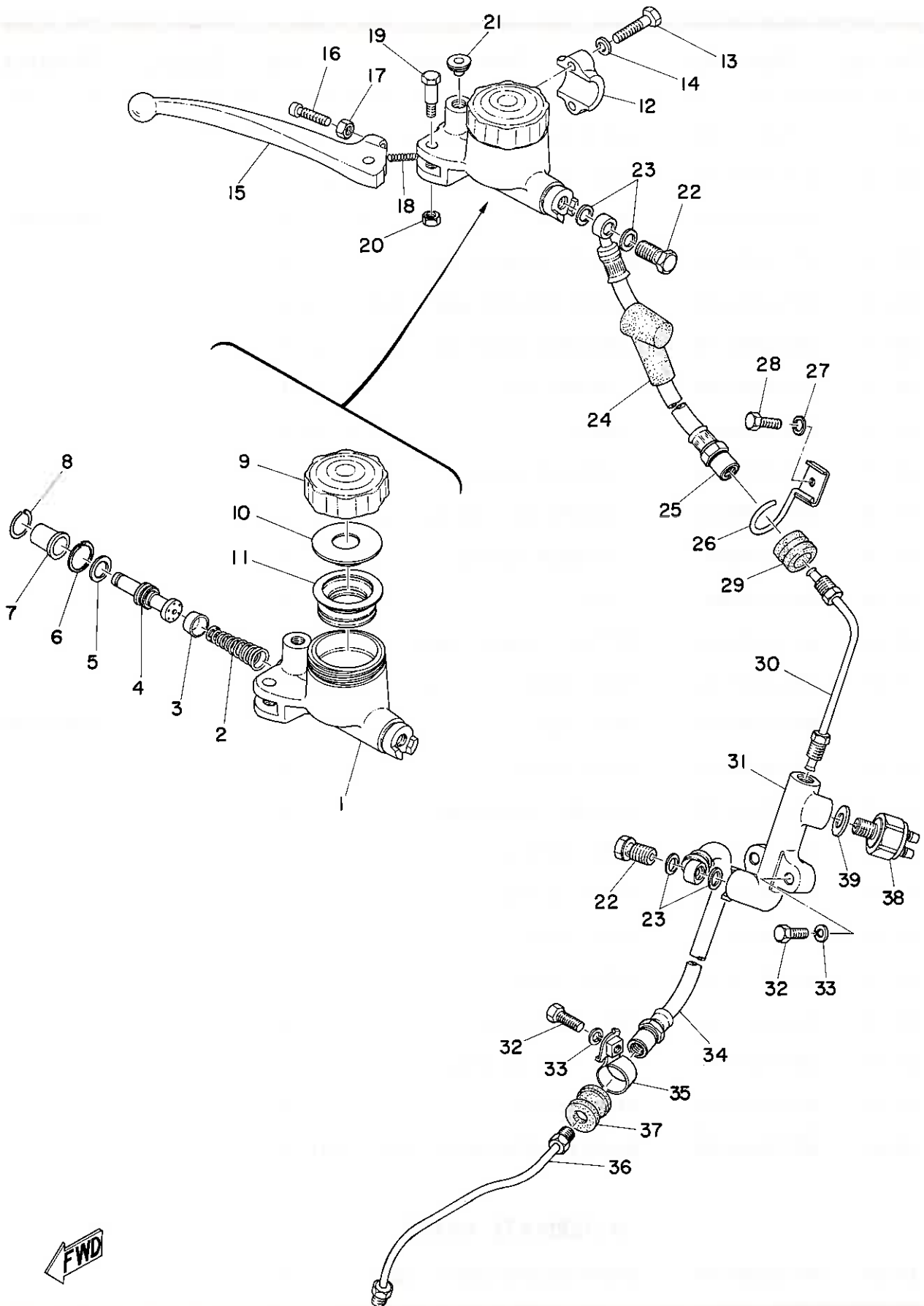




# HANDLE - WIRE

Ref. No.	Parts No.	Description	Q'ty	Applicable Machine No.	Remarks
29- 1	447-26111-00	HANDLE .....	1		(1124)
29- 2	235-26241-00	GRIP, left .....	1		
	235-26241-10	GRIP, left .....	1		Alternate Parts
29- 3	371-83973-01	SWITCH, handle 3 left .....	1		
29- 0-1	447-82910-00	LEVER HOLDER ASS'Y, left ...	1		
29- 4	341-82911-00	. HOLDER, lever left .....	1		
29- 5	214-83912-00	. LEVER, left .....	1		
29- 6	91203-06020	. BOLT .....	1		
29- 7	214-83913-00	. COLLAR, lever .....	1		
29- 8	306-83925-00	. SCREW, lever fitting .....	1		
29- 9	92903-06100	. WASHER, spring .....	1		
29-10	98801-06300	. NUT .....	2		
29-11	447-83963-00	SWITCH, handle 3 right .....	1		
29-12	306-26242-00	GRIP, right .....	1		
	306-26242-10	GRIP, right .....	1		Alternate Parts
29-13	256-26243-00	TUBE, guide .....	1		
29-14	341-26393-00	HOLDER, wire guide .....	1		
29-15	447-26311-00	WIRE, throttle 1 .....	1		
29-16	447-26312-00	WIRE, throttle 2 .....	1		
29-17	207-26391-00	CLIP, wire .....	1		
29-18	447-26335-00	WIRE, clutch .....	1		
29-19	214-26337-00	BOLT, adjusting .....	1		
29-20	256-26344-00	NUT, wire adjusting .....	1		
29-21	341-26329-00	PLUG, blind .....	1		
29-22	<sup>256</sup> <del>407-26290-50</del> <sup>60</sup>	BACK MIRROR ASS'Y, left .....	1		
<b>ALTERNATE PARTS</b>					
29-23	407-26290-60	BACK MIRROR ASS'Y, right ....	1		

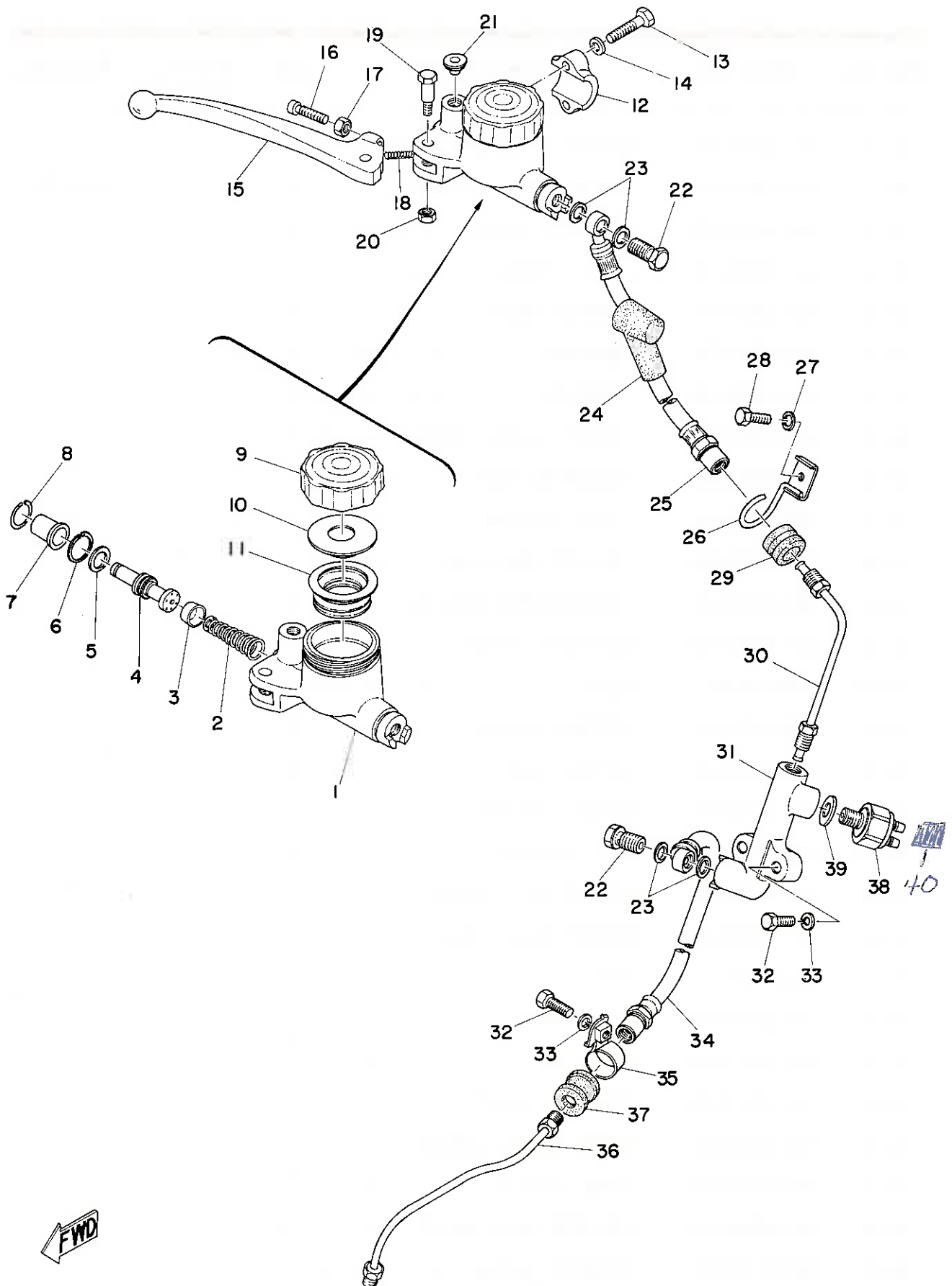
Fig. 30 MASTER CYLINDER · BRAKE HOSE



# MASTER CYLINDER · BRAKE HOSE

Ref. No.	Parts No.	Description	Q'ty	Applicable Machine No.	Remarks
30- 0-1	341-25850-00	MASTER CYLINDER ASS'Y	..... 1		
30- 1	341-25851-00	. BODY, master cylinder	..... 1		Not for sale
30- 2	341-25863-00	. SPRING, conical	..... 1		
30- 3	341-25858-00	. CUP, cylinder 1	..... 1		
30- 4	341-25809-00	. PISTON ASS'Y	..... 1		
30- 5	341-25857-00	. SPACER	..... 1		
30- 6	341-25866-00	. CIRCLIP	..... 1		
30- 7	341-25868-00	. BOOT, master cylinder	..... 1		
30- 8	341-25869-00	. STOPPER, boot	..... 1		
30- 9	341-25852-00	. CAP, reserver	..... 1		
30-10	341-25855-00	. PLATE, diaphragm	..... 1		
30-11	341-25854-00	. DIAPHRAGM, reserver	..... 1		
30-12	341-25867-00	BRACKET, master	..... 1		
30-13	91201-06025	BOLT	..... 2		
30-14	92901-06100	WASHER, spring	..... 2		
30-15	360-83922-00	LEVER, right	..... 1		
30-16	306-83928-01	SCREW, adjusting	..... 1		
30-17	306-83927-00	NUT, adjusting	..... 1		
30-18	306-83924-00	SPRING, lever return	..... 1		
30-19	341-83925-00	SCREW, lever fitting	..... 1		
30-20	98801-06300	NUT	..... 1		
30-21	341-26329-00	PLUG, blind	..... 1		
30-22	306-25877-01	BOLT, oil	..... 2		
30-23	306-25878-00	WASHER, oil bolt	..... 4		
30-24	360-25862-00	BOOT, master cylinder	..... 1		
30-25	447-25872-00	HOSE, brake 1	..... 1		
30-26	351-25887-01	HOLDER, brake hose 3	..... 1		
30-27	92901-06100	WASHER, spring	..... 1		

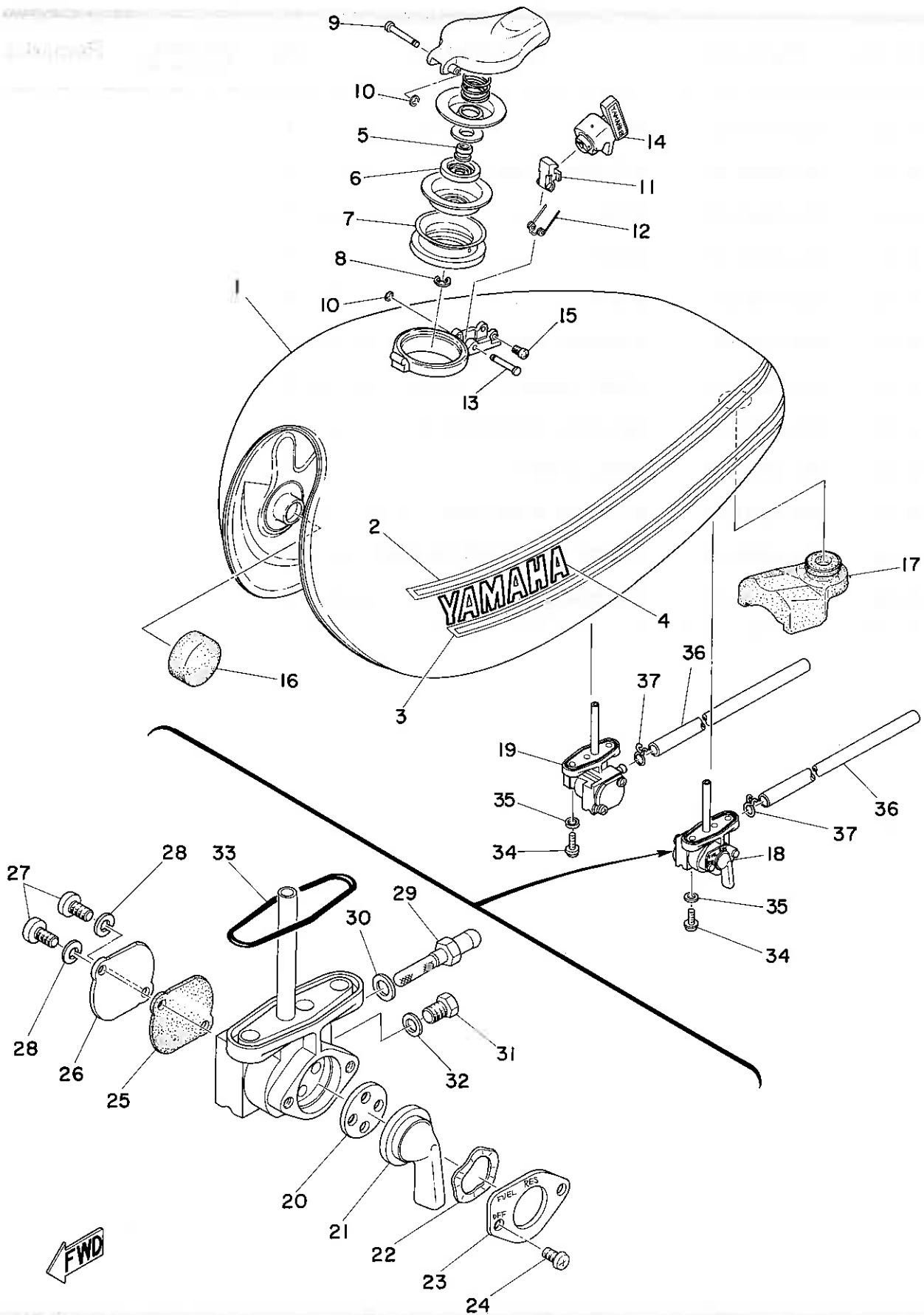
Fig. 30 MASTER CYLINDER · BRAKE HOSE



## MASTER CYLINDER · BRAKE HOSE

Ref. No.	Parts No.	Description	Q'ty	Applicable Machine No.	Remarks
30-28	91201-06012	BOLT .....	1		
30-29	341-25881-00	RUBBER, brake hose .....	1		
30-30	371-25883-00	PIPE, brake 3 .....	1		
30-31	341-25885-03	JOINT .....	1		
30-32	91201-06025	BOLT .....	3		
30-33	92901-06100	WASHER, spring .....	3		
30-34	341-25873-01	HOSE, brake 2 .....	1		
30-35	306-25876-00	HOLDER, brake hose 2 .....	1		
30-36	306-25871-00	PIPE, brake 1 .....	1		
30-37	306-25881-00	RUBBER, brake hose .....	1		
30-38	341-83980-30	FRONT STOP SWITCH ASS'Y ....	1		
30-39	341-83909-00	WASHER, special .....	1		
30-40	371-82549-00	cover, stop switch	1		

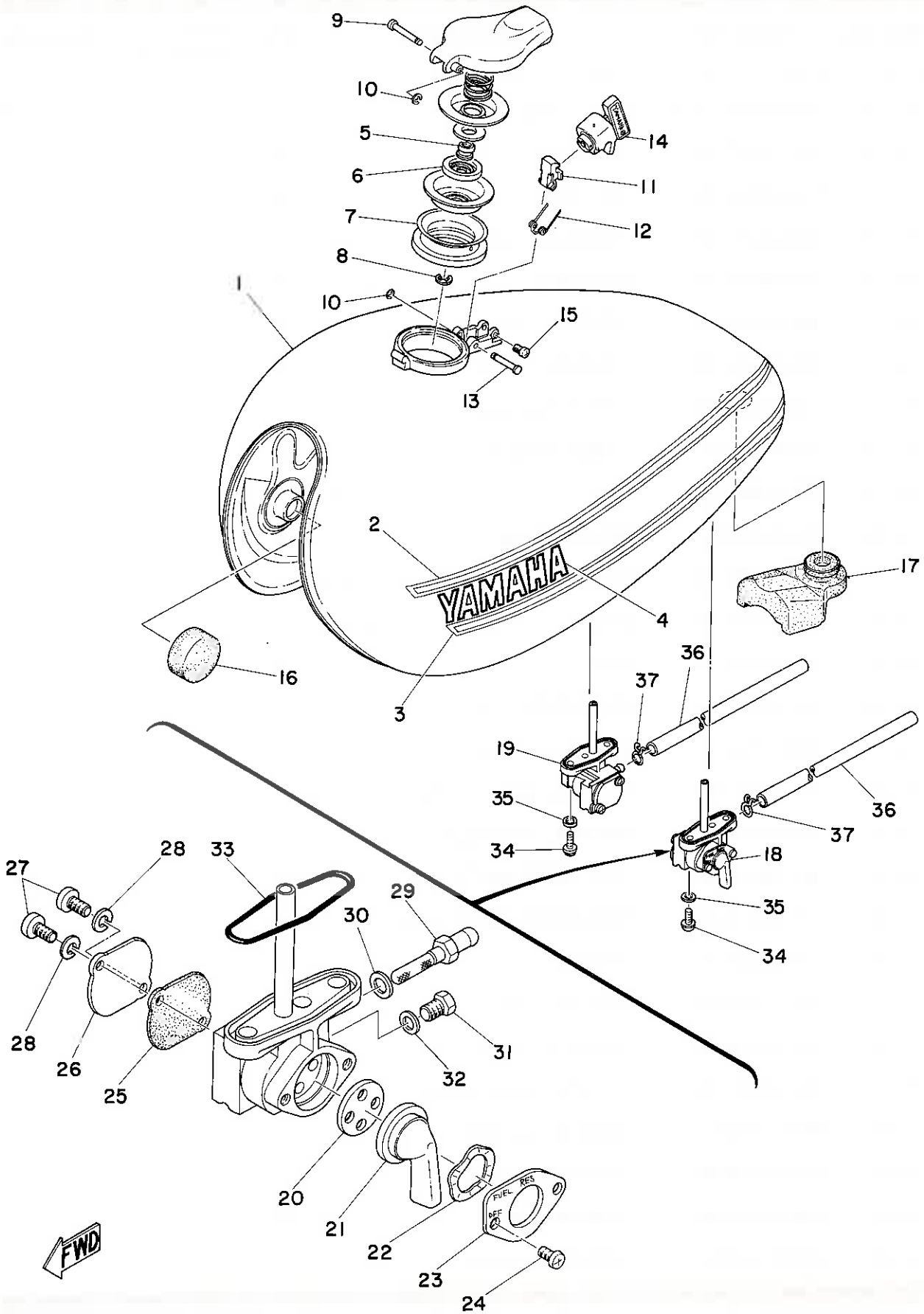
# Fig. 31 FUEL TANK



# FUEL TANK

Ref. No.	Parts No.	Description	Q'ty	Applicable Machine No.	Remarks
31- 1	447-24110-00-02	FUEL TANK COMP. ....	1		Cinnamon Brown
31- 2	341-24254-01	. STRIPE 1 .....	2		
31- 3	341-24255-01	. STRIPE 2 .....	2		
31- 4	322-24161-00	. EMBLEM, fuel tank .....	2		
31- 0-1	341-24653-00	CAP ASS'Y .....	1		
31- 5	308-24642-00	. GASKET, cap 2 .....	1		
31- 6	308-24641-00	. GASKET, cap 1 .....	1		
31- 7	341-24612-01	. PACKING, cap .....	1		
31- 8	93430-06005	. CIRCLIP (E-6) .....	1		
31- 9	308-24623-00	PIN 1 .....	1		
31-10	93430-02001	CIRCLIP (E-2) .....	2		
31-11	341-24628-00	HOOK .....	1		
31-12	341-24637-00	SPRING .....	1		
31-13	308-24624-00	PIN 2 .....	1		
31-14	341-24602-01	KEY COMP. ....	1		
31-15	98501-04018	SCREW, panhead .....	1		
31-16	156-24181-00	DAMPER, tank locating .....	2		
31-17	256-24181-01	DAMPER, locating 1 .....	1		
31-18	447-24500-01	FUEL COCK ASS'Y, left .....	1		
31-19	447-24510-01	FUEL COCK ASS'Y, right .....	1		
31-20	137-24523-00	. VALVE .....	2		
31-21	447-24524-00	. LEVER, cock .....	2		
31-22	132-24518-00	. WASHER, wave .....	2		
31-23	447-24525-00	. PLATE, lever fitting .....	2		
31-24	98501-03006	. SCREW, panhead .....	4		
31-25	256-24522-00	. PACKING, filter .....	2		
31-26	256-24521-00	. COVER, filter .....	2		
31-27	98501-04008	. SCREW, panhead .....	4		

Fig. 31 FUEL TANK

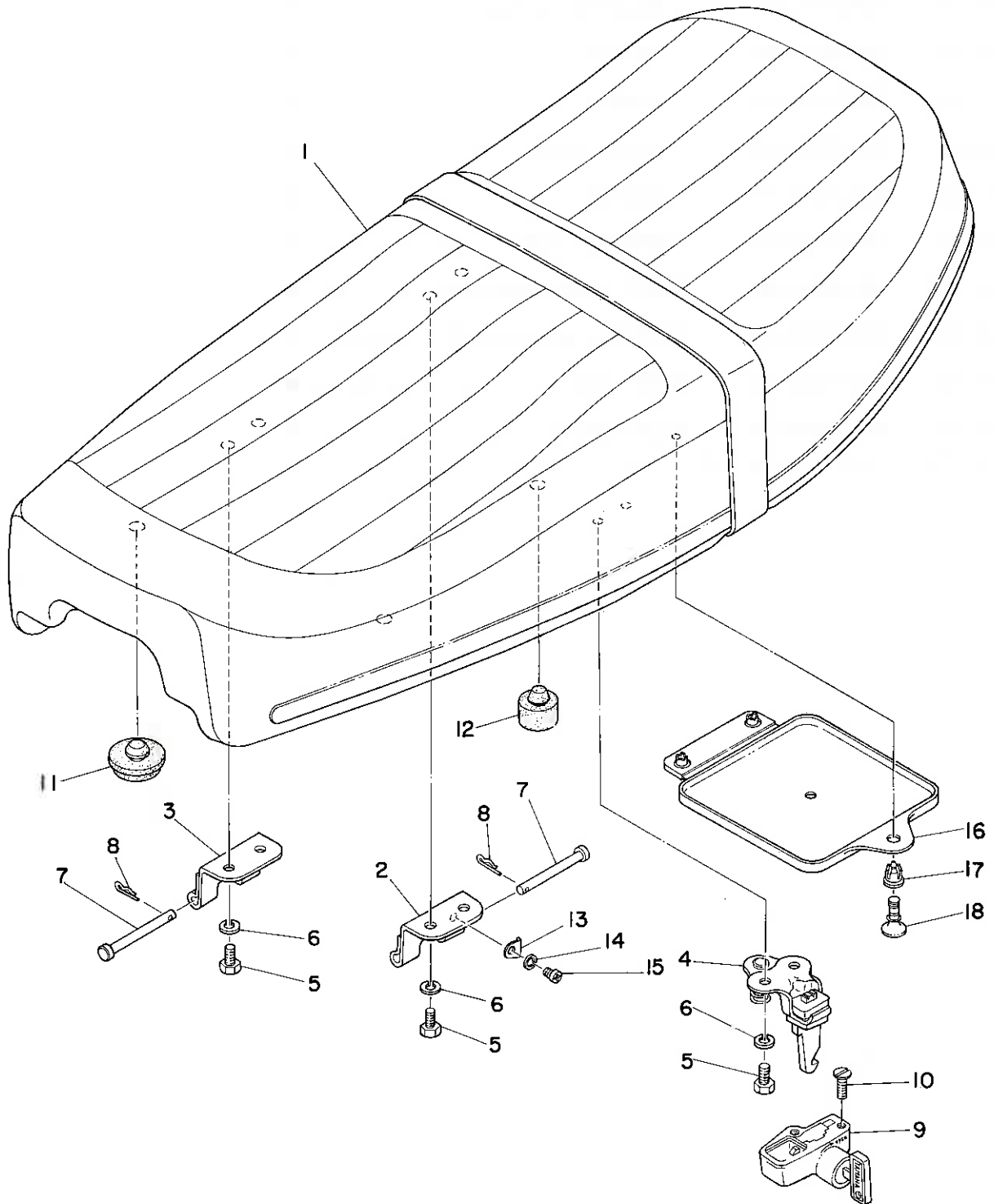




# FUEL TANK

Ref. No.	Parts No.	Description	Q'ty	Applicable Machine No.	Remarks
31-28	92901-04100	. WASHER, spring .....	4		
31-29	256-24537-00	. NIPPLE .....	2		
31-30	<sup>256</sup> <del>246</del> -24528-00	. GASKET .....	2		
31-31	256-24543-00	. PLUG, drain .....	2		
31-32	801-24437-00	. GASKET .....	2		
31-33	256-24512-00	. GASKET, body .....	2		
31-34	256-24143-00	BOLT, cock connecting .....	4		
31-35	178-14766-00	WASHER, protector (6.2-12-1.5)..	4		
31-36	137-24331-00	PIPE, fuel .....	2		
31-37	101-24356-00	CLIP, pipe 2 .....	4		
31-38	132-24311-00	Pipe, fuel left	1		

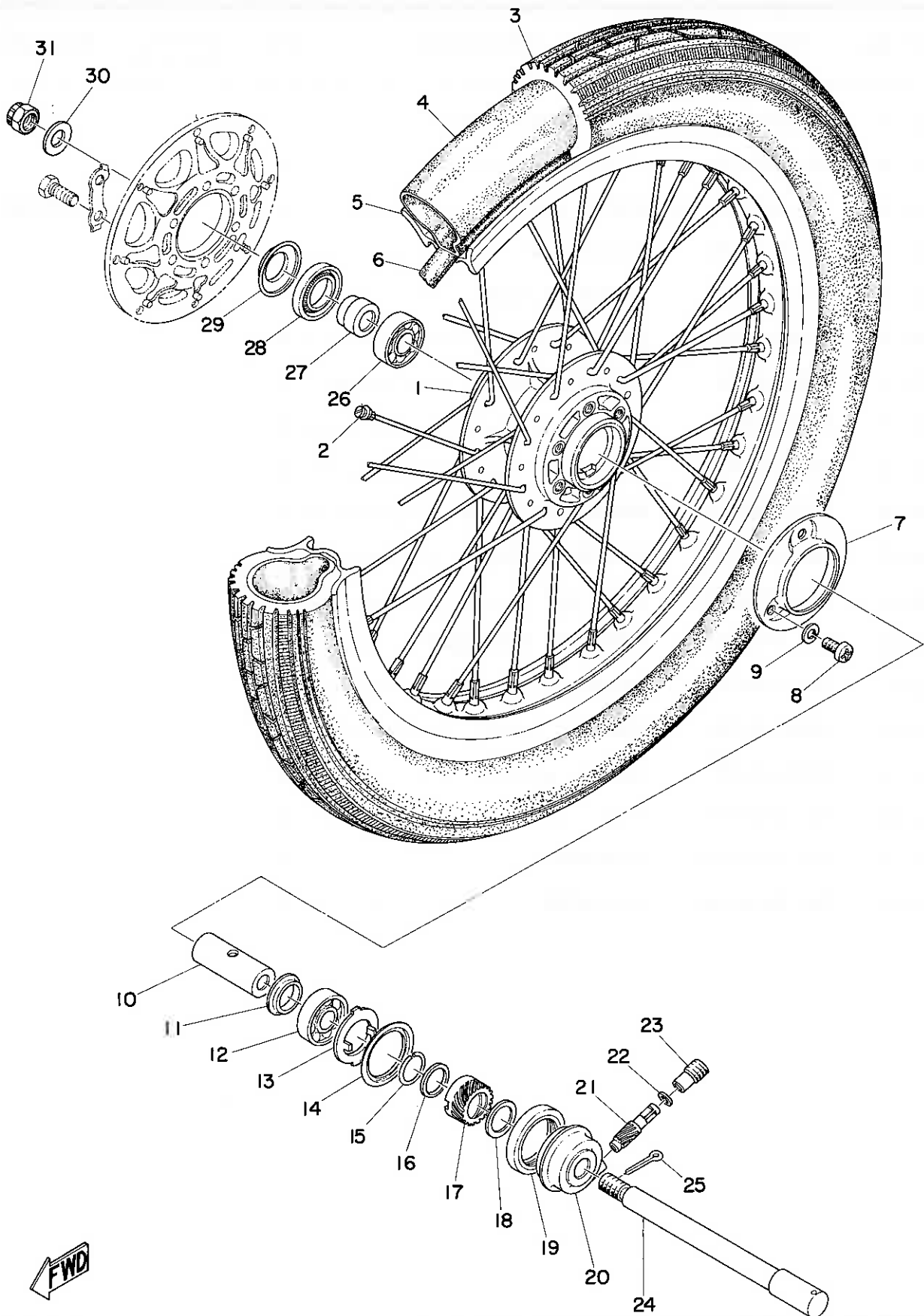
Fig. 32 SEAT



# SEAT

Ref. No.	Parts No.	Description	Q'ty	Applicable Machine No.	Remarks
32- 1	447-24730-01	DOUBLE SEAT ASS'Y .....	1		
32- 0-1	447-24731-00	, COVER, double seat .....	1		
32- 2	389-24726-00-33	HINGE, seat .....	1		Yamaha Black
32- 3	371-24726-01	HINGE, seat .....	1		
32- 4	371-24728-00	BRACKET, seat .....	1		
32- 5	91201-06012	BOLT .....	6		
32- 6	92901-06100	WASHER, spring .....	6		
32- 7	91502-05055	PIN, clevis .....	2		
32- 8	156-83525-00	CLIP .....	2		
32- 9	371- <sup>24705</sup> 24780-01	SEAT LOCK ASS'Y .....	1		
32-10	92706-06012	SCREW, flathead .....	2		
32-11	174-24741-00	PAD, seat .....	4		
32-12	278-27114-00	STOPPER, main stand .....	1		
32-13	389-24756-00	STOPPER .....	1		
32-14	92901-06100	WASHER, spring .....	1		
32-15	92501-06008 <sup>10</sup>	SCREW, panhead .....	1		
32-16	341-28185-00	LID .....	1		
32-17	341-28187-00	GROMMET .....	1		
32-18	341-28188-00	PLUNGER .....	1		

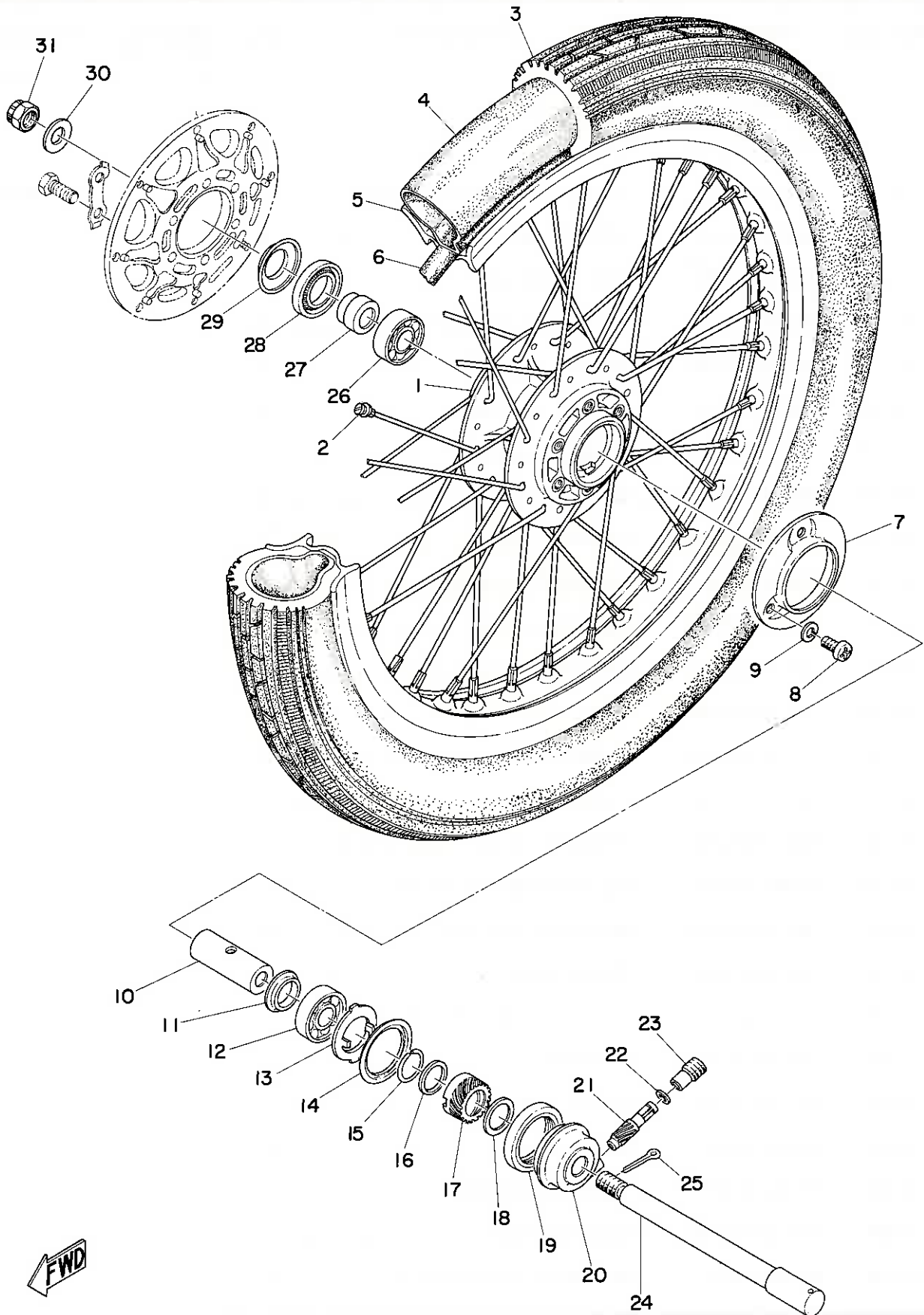
Fig. 33 FRONT WHEEL



## FRONT WHEEL

Ref. No.	Parts No.	Description	Q'ty	Applicable Machine No.	Remarks
33- 1	341-25111-01	HUB, front .....	1		
33- 2	341-25104-00	SPOKE SET .....	1s		
33- 3	94135-19126	TIRE, front (3.50-19-4PR) .....	1		YOKOHAMA
33- 4	94235-19034	TUBE (3.50-19) .....	1		
33- 5	94418- <del>19098</del> <sup>19120</sup>	RIM (1.85B-19) .....	1		
33- 6	94335-19026	BAND, rim (3.50-19) .....	1		
33- 7	371-25847-00	COVER, housing .....	1		
33- 8	92501-08015	SCREW, panhead .....	3		
33- 9	92901-08100	WASHER, spring .....	3		
33-10	341-25117-01	SPACER, bearing .....	1		
33-11	152-25115-00	FLANGE, spacer .....	1		
33-12	93306-30306	BEARING (6303RS) .....	1		
33-13	341-25149-00	CLUTCH, meter .....	1		
33-14	341-25846-00	RETAINER, clutch meter .....	1		
33-15	341-25137-00	RING, stop .....	1		
33-16	341-25147-00	WASHER, thrust 2 (25-29-1.0) ...	1		
33-17	341-25135-01	GEAR, drive .....	1		
33-18	152-17226-00	WASHER, thrust 1 (25-32-0.1) ...	1		
33-19	93102-28022	OIL SEAL (SD-28-47-7) .....	1		
33-20	341-25191-01	HOUSING, gear unit .....	1		
33-21	306-25138-00	GEAR, meter .....	1		
33-22	102-18416-00	WASHER (6.2-9.5-0.8) .....	1		
33-23	306-25136-00	BUSHING .....	1		
33-24	341-25181-01	SHAFT, wheel .....	1		
33-25	91401-30028	PIN, cotter .....	1		
33-26	93306-30301	BEARING (B6303) .....	1		
33-27	341-25183-00	COLLAR, shaft .....	1		
33-28	93105-45017	OIL SEAL (SDO-45-56-6) .....	1		

Fig. 33 FRONT WHEEL

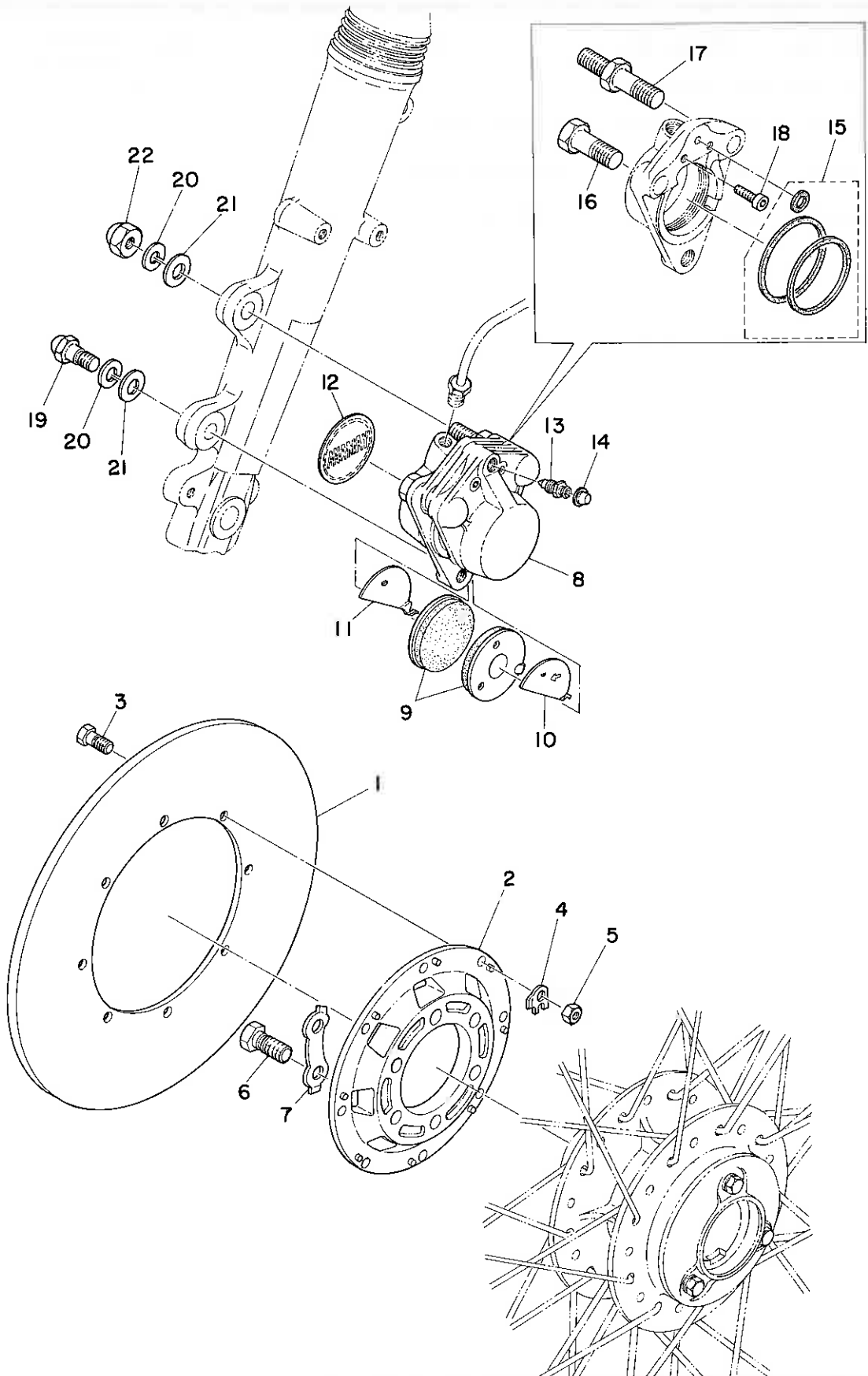


FWD

## FRONT WHEEL

Ref. No.	Parts No.	Description	Q'ty	Applicable Machine No.	Remarks
33-29	341-25118-00	COVER, dust .....	1		
33-30	92901-14200	WASHER, plain .....	1		
33-31	214-25182-01	NUT, shaft .....	1		

Fig. 34 DISK BRAKE • CALIPER

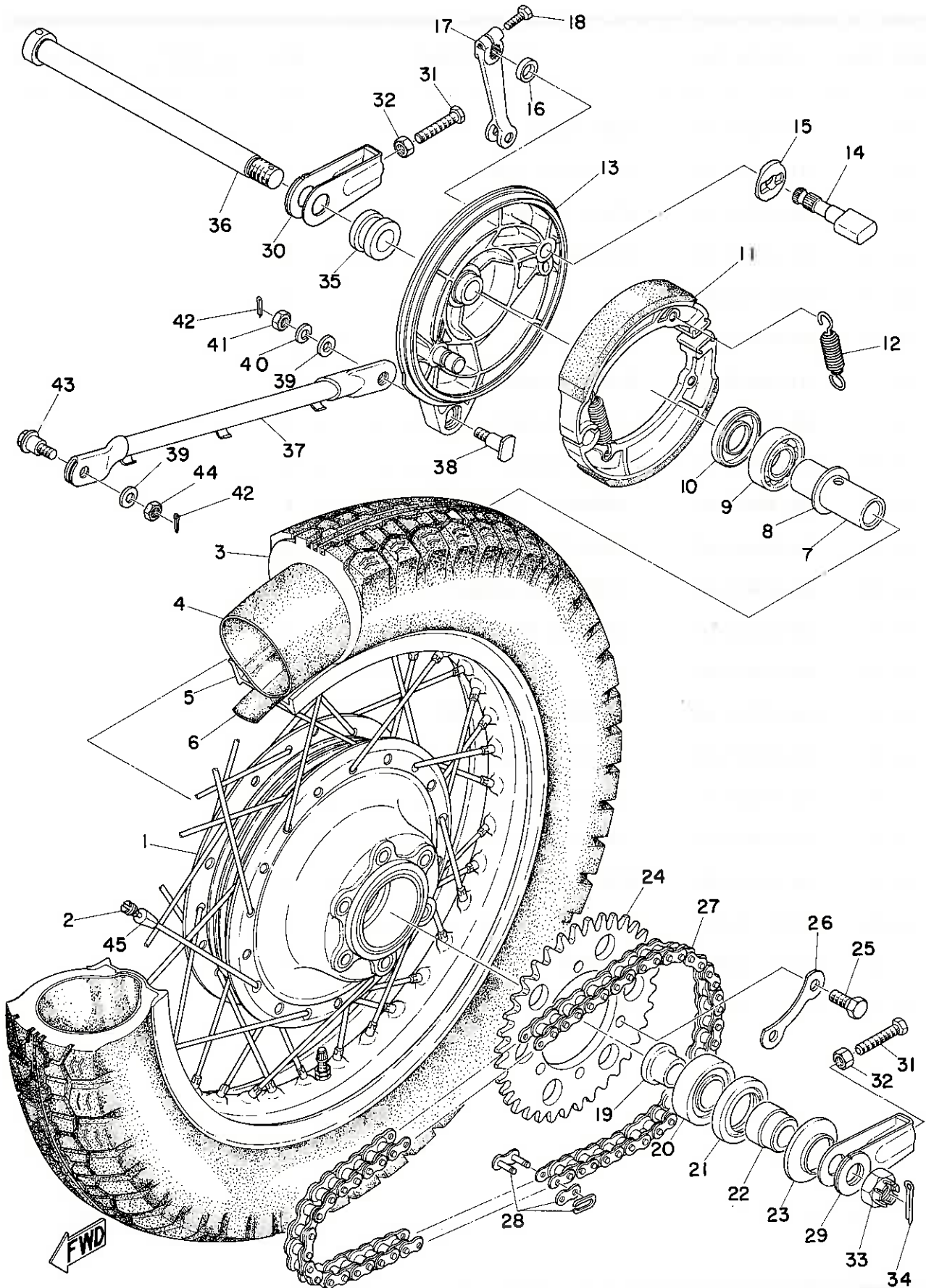




## DISK BRAKE · CALIPER

Ref. No.	Parts No.	Description	Q'ty	Applicable Machine No.	Remarks
34- 1	306-25831-01	DISK, brake .....	1		
34- 2	341-25832-01	BRACKET, disk .....	1		
34- 3	306-25833-00	BOLT, fitting .....	8		
34- 4	306-25834-00	WASHER, lock .....	8		
34- 5	98801-06100	NUT .....	8		
34- 6	341-25411-00	BOLT, fitting .....	6		
34- 7	341-25412-00	WASHER, lock .....	3		
34- 8	306-25810-04	CALIPER ASS'Y .....	1		
34- 9	306-25811-02	. PAD, caliper .....	2		
34-10	306-25827-03	. SHIM 1 .....	1		
34-11	306-25828-03	. SHIM 2 .....	1		
34-12	306-25829-00	. EMBLEM, caliper .....	1		
34-13	306-25824-00	. SCREW, bleed .....	1		
34-14	306-25825-01	. CAP .....	1		
34-15	856-20000-50	. CALIPER SEAL KIT .....	1		
34-16	306-25821-01	. BOLT, bridge 1 .....	1		
34-17	306-25822-01	. BOLT, bridge 2 .....	1		
34-18	306-25826-01	. BOLT, bridge 3 .....	2		
34-19	306-25818-00	BOLT, fitting .....	1		
34-20	92901-10100	WASHER, spring .....	2		
34-21	92901-10200	WASHER, plain .....	2		
34-22	92803-10700	NUT, crown .....	1		

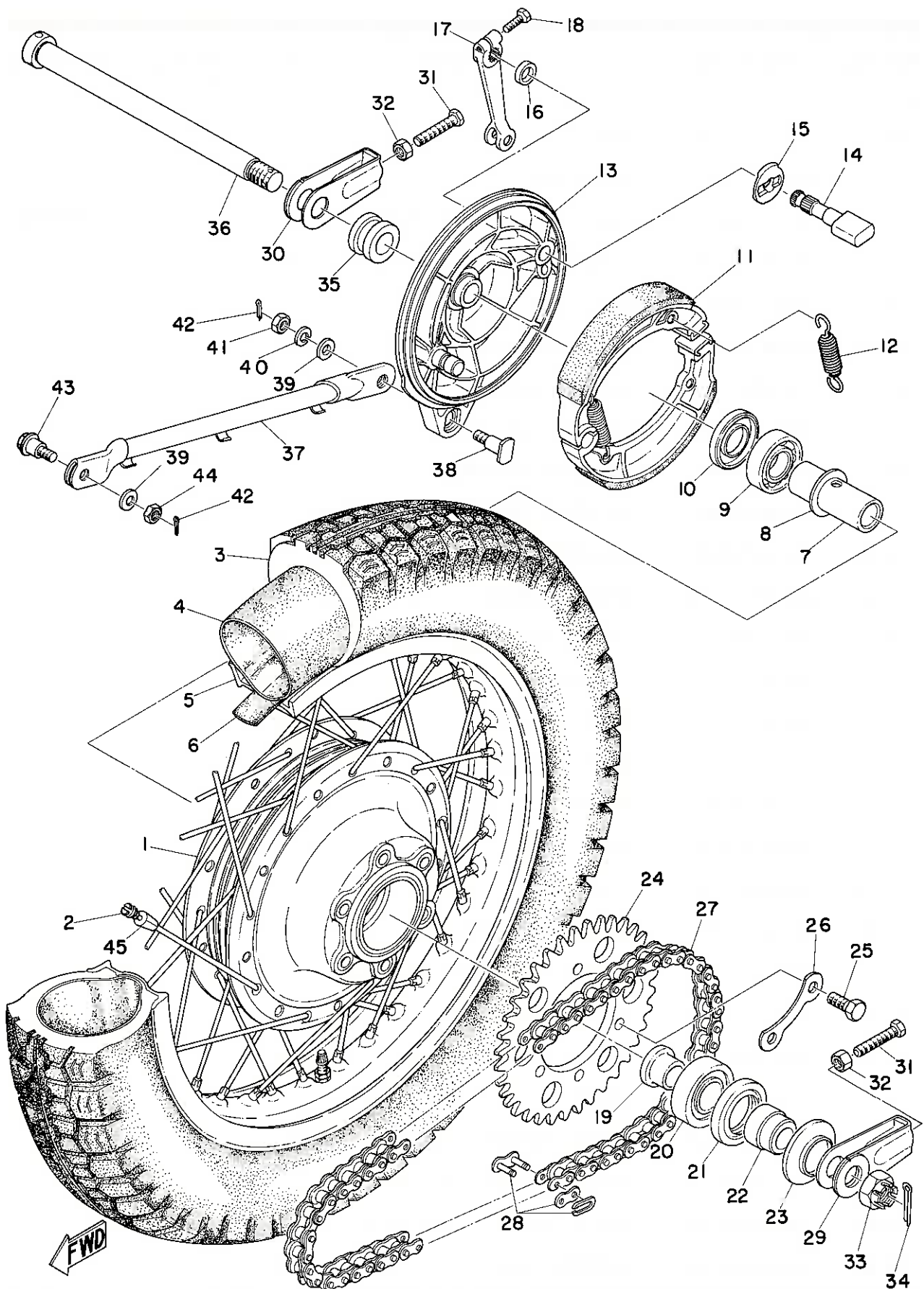
Fig. 35 REAR WHEEL



# REAR WHEEL

Ref. No.	Parts No.	Description	Q'ty	Applicable Machine No.	Remarks
35- 1	256-25311-00	HUB, rear .....	1		
35- 2	447-25304-00	SPOKE SET .....	1s		
35- 3	94140- <sup>18148</sup> 18127	TIRE, rear (4.00-18-4PR) .....	1		YOKOHAMA
35- 4	94240-18024	TUBE (4.00-18) .....	1		
35- 5	94421-18106	RIM (2.15B-18) .....	1		
35- 6	94340-18022	BAND, rim (4.00-18) .....	1		
35- 7	256-25317-00	SPACER, bearing .....	1		
35- 8	256-25315-00	FLANGE, spacer .....	1		
35- 9	93306-30404	BEARING (B6304Z) .....	1		
35-10	93104-27026	OIL SEAL (SO-27-52-5) .....	1		
35-11	447-25330-00	BRAKE SHOE COMP. ....	2		
35-12	246-25333-00	SPRING, return .....	2		
35-13	447-25321-00	PLATE, brake shoe .....	1		
35-14	341-25351-00	CAM SHAFT .....	1		
35-15	447-25353-00	SHIM, cam shaft .....	1		
35-16	148-25359-00	SEAL, cam shaft .....	1		
35-17	341-25355-00	LEVER, cam shaft .....	1		
35-18	91203-06020	BOLT .....	1		
35-19	256-25376-00	COLLAR .....	1		
35-20	93306-30507	BEARING (B6305Z) .....	1		
35-21	93102-35065	OIL SEAL (SD-35-62-9) .....	1		
35-22	256-25377-00	COLLAR, shaft .....	1		
35-23	256-25367-00	COVER, dust .....	1		
35-24	256-25432-20	GEAR, sprocket wheel (32T) ...	} U.R 1		STD
	256-25434-20	GEAR, sprocket wheel (34T) ...			
	256-25436-20	GEAR, sprocket wheel (36T) ...			
35-25	146-25411-00	BOLT, fitting .....	6		
35-26	256-25412-00	WASHER, lock .....	3		

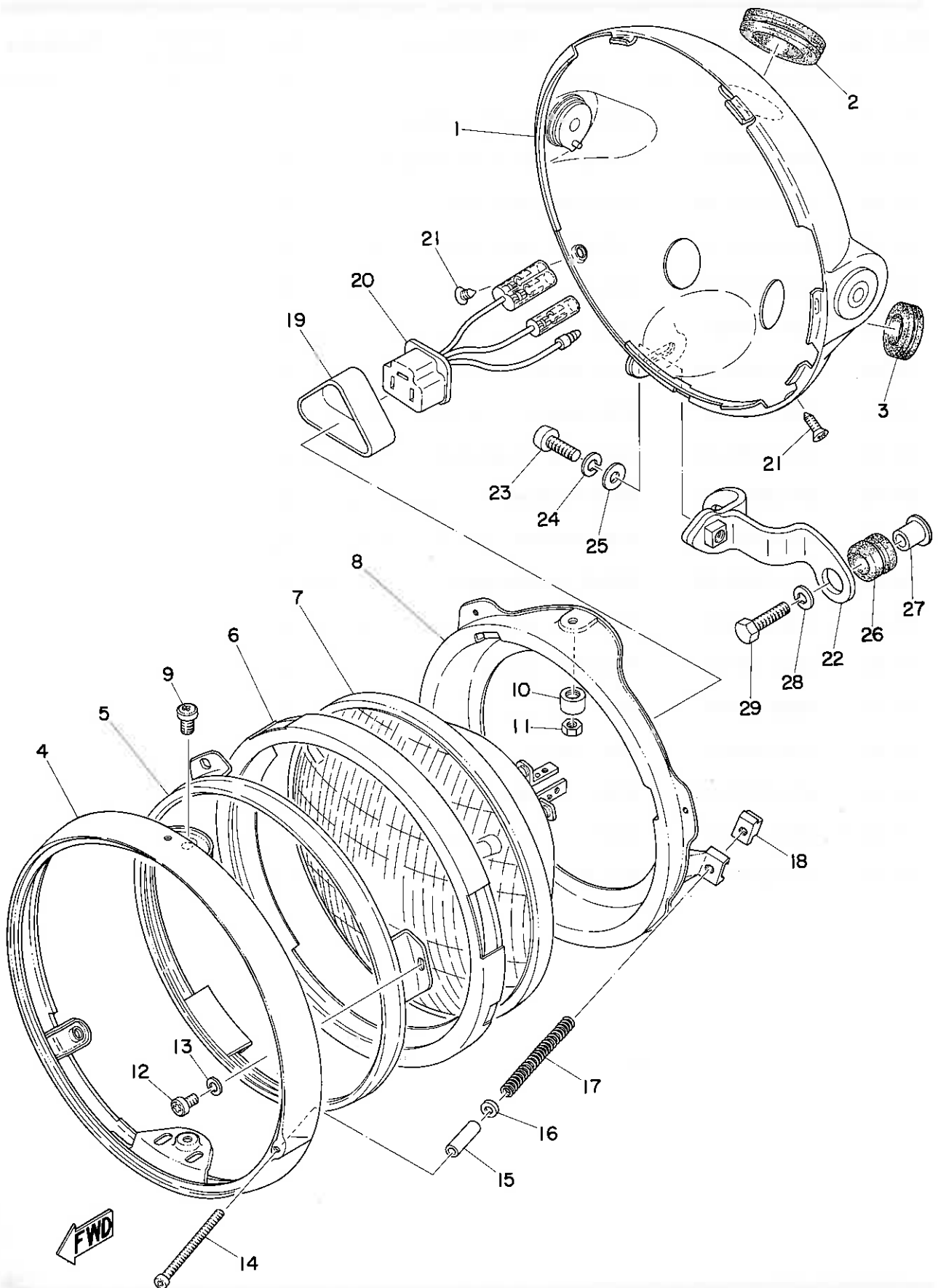
Fig. 35 REAR WHEEL



## REAR WHEEL

Ref. No.	Parts No.	Description	Q'ty	Applicable Machine No.	Remarks
35-27	94575-30103	CHAIN (DK530HDS-103L) .....	1		
35-28	94675-30011	. JOINT, chain (DK530HDS) ....	1		
35-29	341-25389-01	PULLER, chain left .....	1		
35-30	341-25388-01	PULLER, chain right .....	1		
35-31	168-25379-00	BOLT, chain puller .....	2		
35-32	98801-08300	NUT .....	2		
35-33	256-25382-00	NUT, shaft .....	1		
35-34	91401-40035	PIN, cotter .....	1		
35-35	341-25383-00	COLLAR, wheel shaft .....	1		
35-36	256-25381-00	SHAFT, wheel .....	1		
35-37	341-25371-00	BAR, tension .....	1		
35-38	341-25378-00	BOLT, tension bar 2 .....	1		
35-39	92901-08200	WASHER, plain .....	2		
35-40	92901-08100	WASHER, spring .....	1		
35-41	98801-08300	NUT .....	1		
35-42	91401-20015	PIN, cotter .....	2		
35-43	447-25373-00	BOLT, tension bar 1 .....	1		
35-44	98801-08100	NUT .....	1		
35-45	156-25398-00	BALANCER, wheel .....	U.N		

Fig. 36 HEAD LAMP

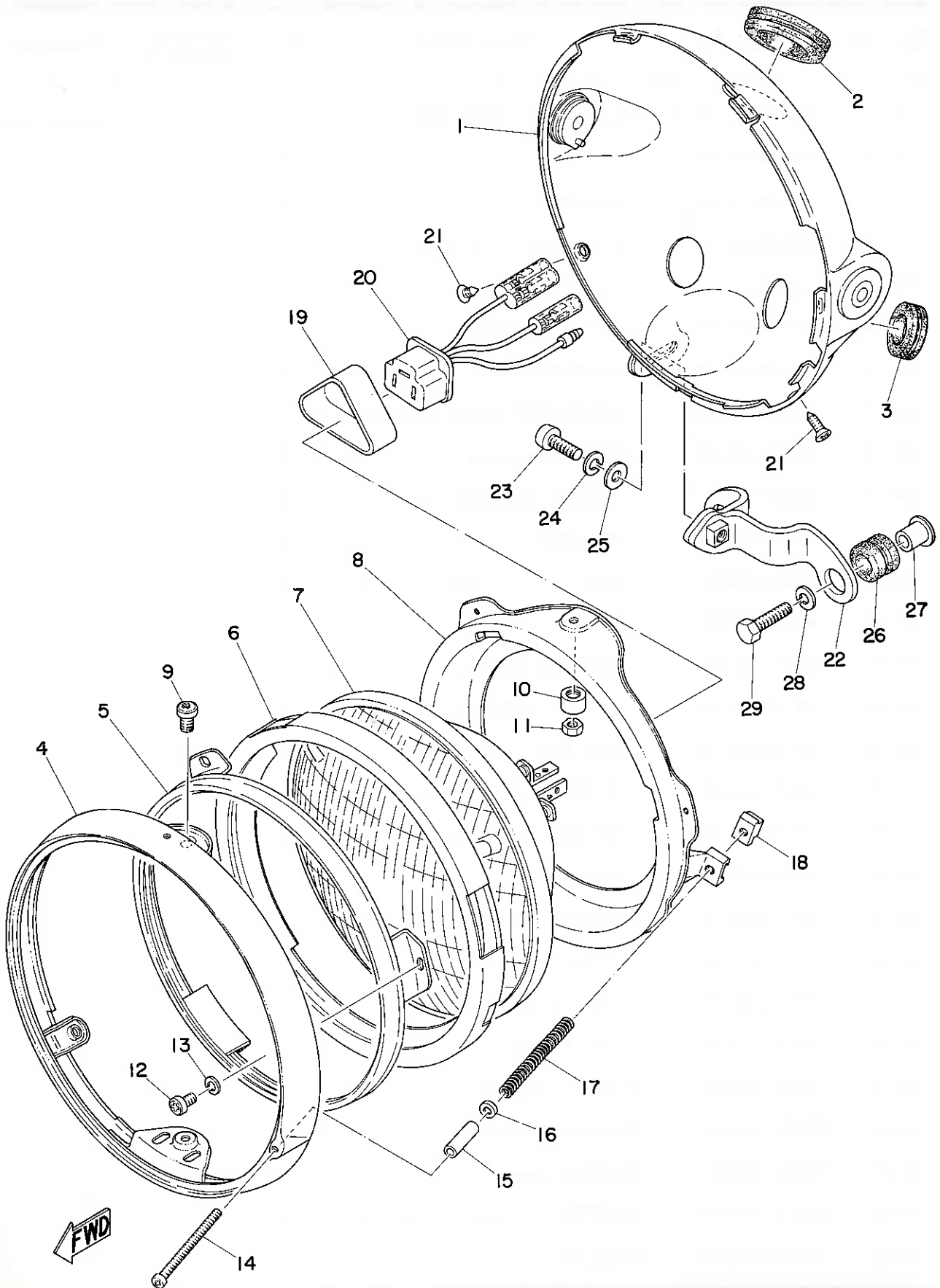


# HEAD LAMP

Ref. No.	Parts No.	Description	Q'ty	Applicable Machine No.	Remarks
36- 1	447-84330-60-N1	HEAD LAMP BODY ASS'Y	..... 1		Cinnamon Brown
36- 2	214-84153-60	. BUSHING	..... 1		
36- 3	150-84153-00	. BUSHING	..... 2		
36- 0-1	<del>447-84310-60</del>	HEAD LAMP UNIT ASS'Y	..... 1		<i>look in Parts</i>
36- 4	341-84315-40	. RIM, head lamp	..... 1		
36- 5	447-84395-60	. RING, retaining	..... 1		
36- 6	447-84322-60	. PACKING, lens	..... 1		
36- 7	341-84320-60	. LENS ASS'Y (A12V-50/40W)	..... 1		
36- 8	447-84394-60	. RING, mounting	..... 1		
36- 9	98501-05015	. SCREW, panhead	..... 2		
36-10	447-84328-61	. SPACER	..... 2		
36-11	98801-05200	. NUT	..... 2		
36-12	98502-04008	. SCREW, panhead	..... 3		
36-13	92901-04100	. WASHER, spring	..... 3		
36-14	341-84331-60	. SCREW, adjusting	..... 1		
36-15	341-84333-60	. SPACER	..... 1		
36-16	92901-04200	. WASHER, plain	..... 1		
36-17	341-84332-60	. SPRING, adjusting	..... 1		
36-18	198-84334-60	. NUT	..... 1		
36-19	341-84397-61	. COVER, socket	..... 1		
36-20	371-84312-60	. CORD, head lamp	..... 1		
36-21	195-84325-00	SCREW, rim fitting	..... 2		
36-22	447-84318-01	STAY, head lamp	..... 1		
36-23	92501-06018	SCREW, panhead	..... 1		
36-24	92901-06100	WASHER, spring	..... 1		
36-25	92901-06200	WASHER, plain	..... 1		
36-26	214-21717-00	DAMPER	..... 2		
36-27	437-21633-00	COLLAR	..... 2		



Fig. 36 HEAD LAMP

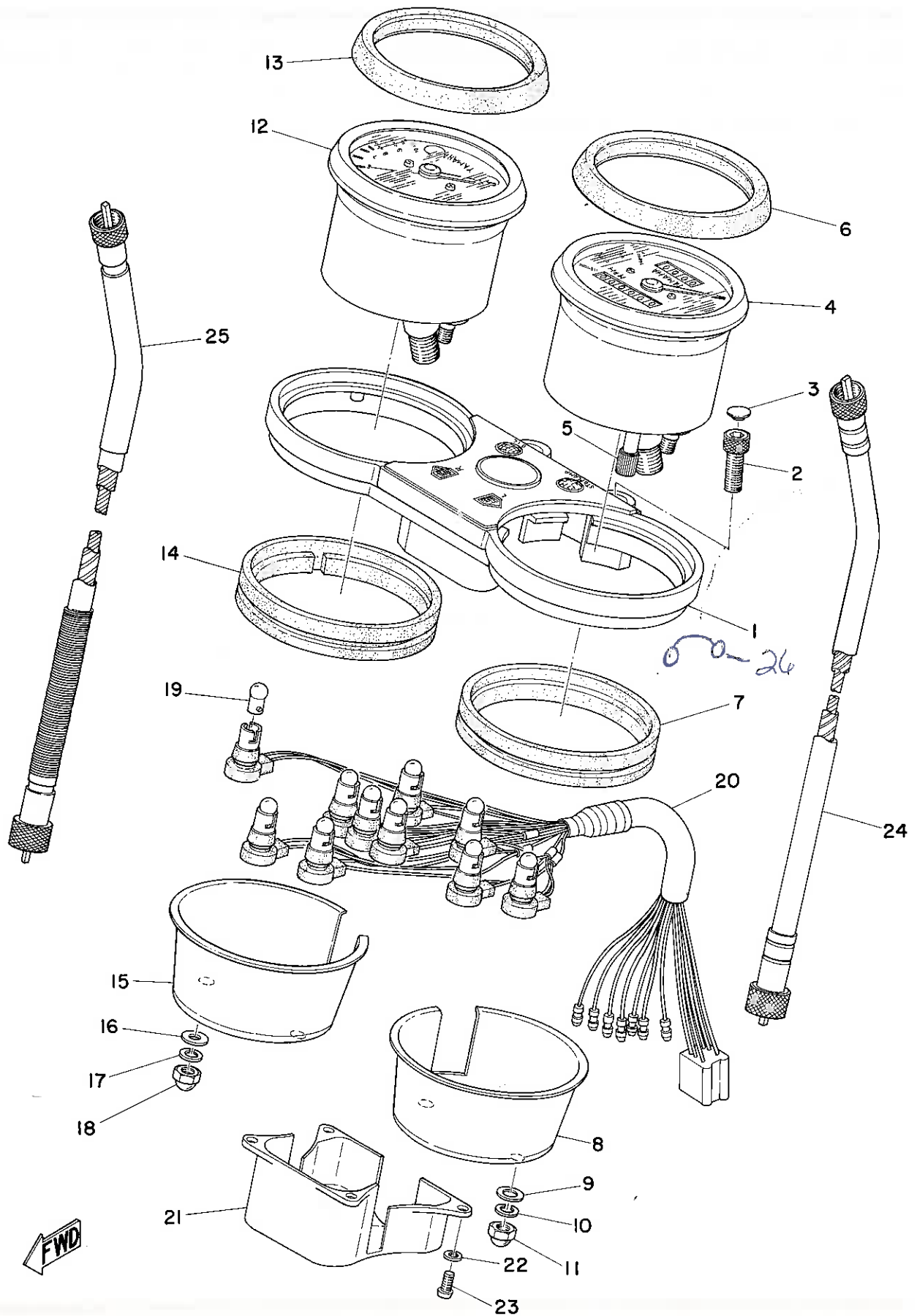




# HEAD LAMP

Ref. No.	Parts No.	Description	Q'ty	Applicable Machine No.	Remarks
36-28	92901-06100	WASHER, spring .....	2		
36-29	91103-06025	BOLT .....	2		

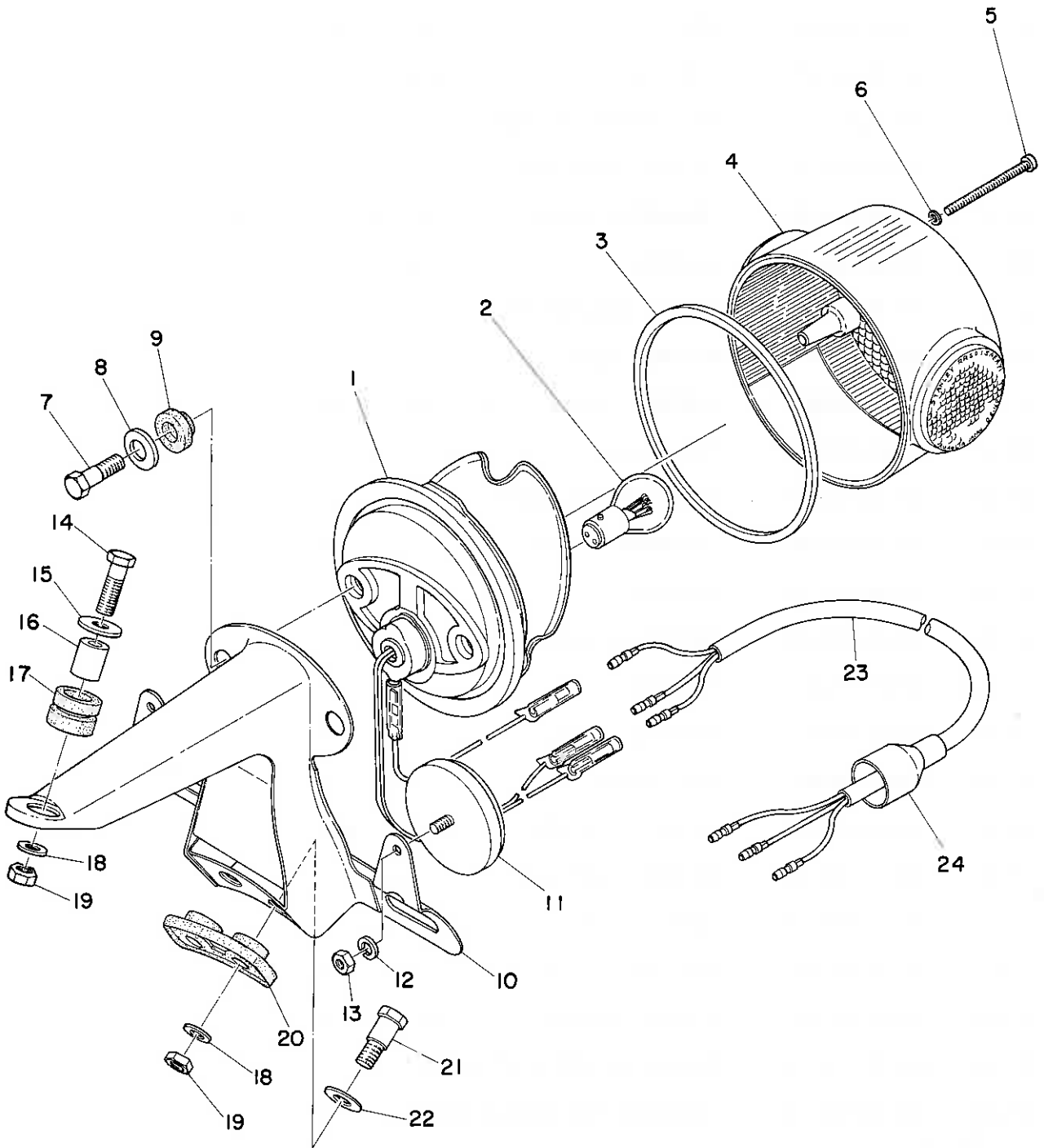
Fig. 37 SPEEDOMETER · TACHOMETER



## SPEEDOMETER · TACHOMETER

Ref. No.	Parts No.	Description	Q'ty	Applicable Machine No.	Remarks
37- 1	447-83519-40-98	BRACKET, meter .....	1		Frosting Black
37- 2	90110-08008	BOLT .....	2		
37- 3	341-23469-00	CAP, bolt .....	2		
37- 4	447-83570-40	SPEEDOMETER ASS'Y .....	1		
37- 5	371-83578-70	. KNOB, trip meter .....	1		
37- 6	371-83513-70	. DAMPER, meter .....	1		
37- 7	371-83523-70	DAMPER .....	1		
37- 8	371-83507-70	COVER, speedometer .....	1		
37- 9	92903-05200	WASHER, plain .....	2		
37-10	92903-05100	WASHER, spring .....	2		
37-11	98803-05700	NUT, crown .....	2		
37-12	447-83540-40	TACHOMETER ASS'Y .....	1		
37-13	371-83513-70	. DAMPER, meter .....	1		
37-14	371-83523-70	DAMPER .....	1		
37-15	371-83508-70	COVER, tachometer .....	1		
37-16	92903-05200	WASHER, plain .....	2		
37-17	92903-05100	WASHER, spring .....	2		
37-18	98803-05700	NUT, crown .....	2		
37-19	123-83516-20	BULB (12V-3.4W) .....	10		
37-20	447-83509-40	SOCKET CORD ASS'Y .....	1		
37-21	371-83547-70	COVER, socket .....	1		
37-22	92906-04100	WASHER, spring .....	4		
37-23	98506-04010	SCREW, panhead .....	4		
37-24	341-83550-00	SPEEDOMETER CABLE ASS'Y ...	1		
37-25	447-83560-00	TACHOMETER CABLE ASS'Y ...	1		
37-26	447-83519-00	wire, earth lead	1		

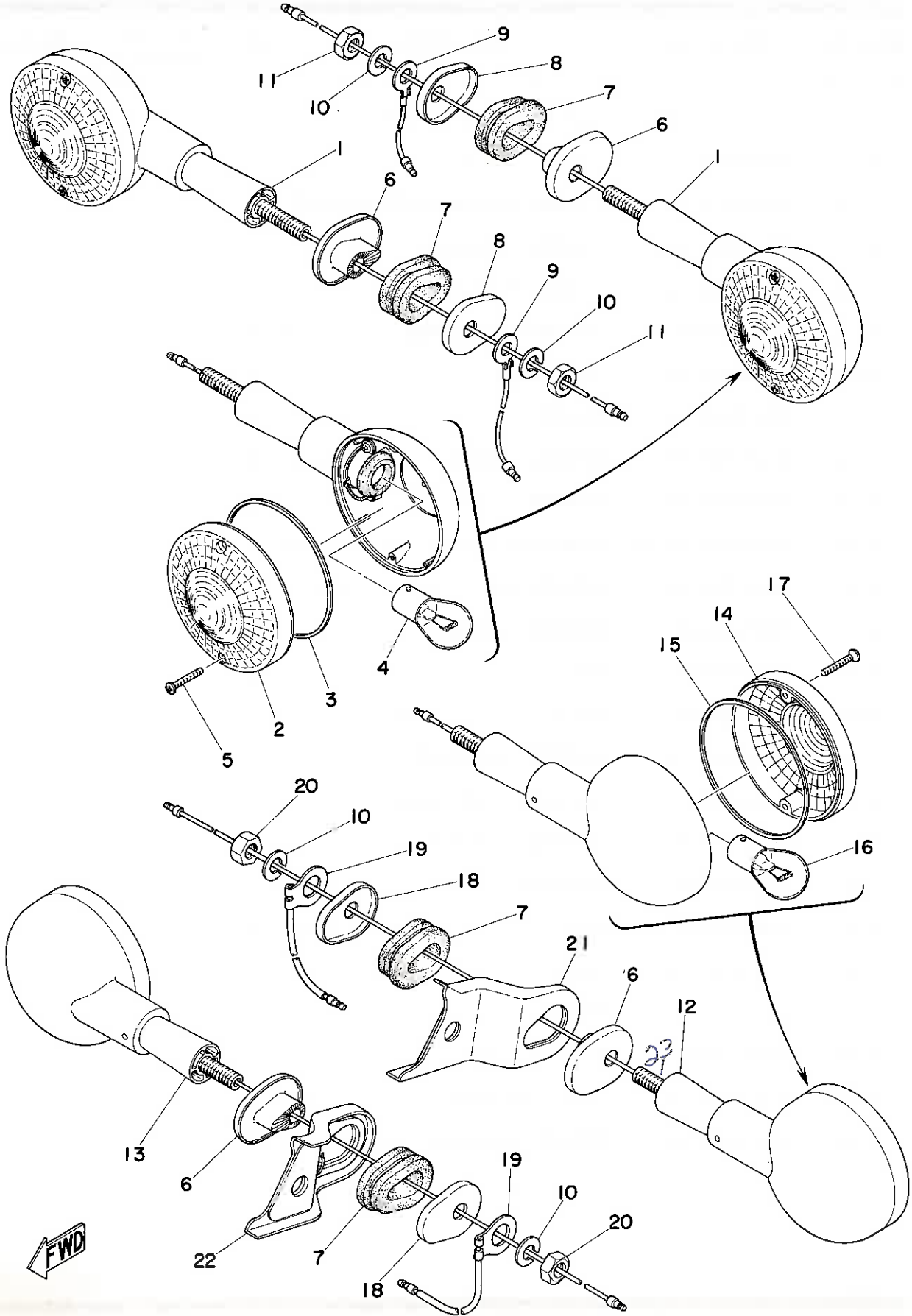
Fig. 38 TAIL LAMP



## TAIL LAMP

Ref. No.	Parts No.	Description	Q'ty	Applicable Machine No.	Remarks
38- 0-1	341-84710-60	TAIL LAMP UNIT ASS'Y	1		
38- 1	306-84711-60	. BASE, tail lamp	1		
38- 2	256-84714-60	. BULB, tail lamp (12V-32/3 CP)	1		
38- 3	275-84523-60	. GASKET, tail lens	1		
38- 4	341-84721-60	. LENS, tail lamp	1		
38- 5	341-84724-60	. SCREW, lens fitting	3		
38- 6	341-84722-60	. PACKING	3		
38- 7	275-84526-60	SCREW	2		
38- 8	275-84525-60	WASHER, special	2		
38- 9	275-84527-60	DAMPER	2		
38-10	341-84751-61-93	BRACKET, license	1		
38-11	341-85111-60	REFLECTOR	2		
38-12	92903-05100	WASHER, spring	2		
38-13	98803-05100	NUT	2		
38-14	91203-06025	BOLT	1		
38-15	102-28323-00	WASHER, leg shield	1		
38-16	214-21633-00	COLLAR, fender mount	1		
38-17	214-21717-00	DAMPER, battery box	1		
38-18	92901-06100	WASHER, spring	3		
38-19	98801-06100	NUT	3		
38-20	214-84553-60 <sup>01</sup>	DAMPER	1		
38-21	168-21738-00	BOLT A	2		
38-22	92901-08200	WASHER, plain	2		
38-23	251-84717-60	CORD, tail lamp	1		
38-24	306-82599-00	COVER, connector	1		

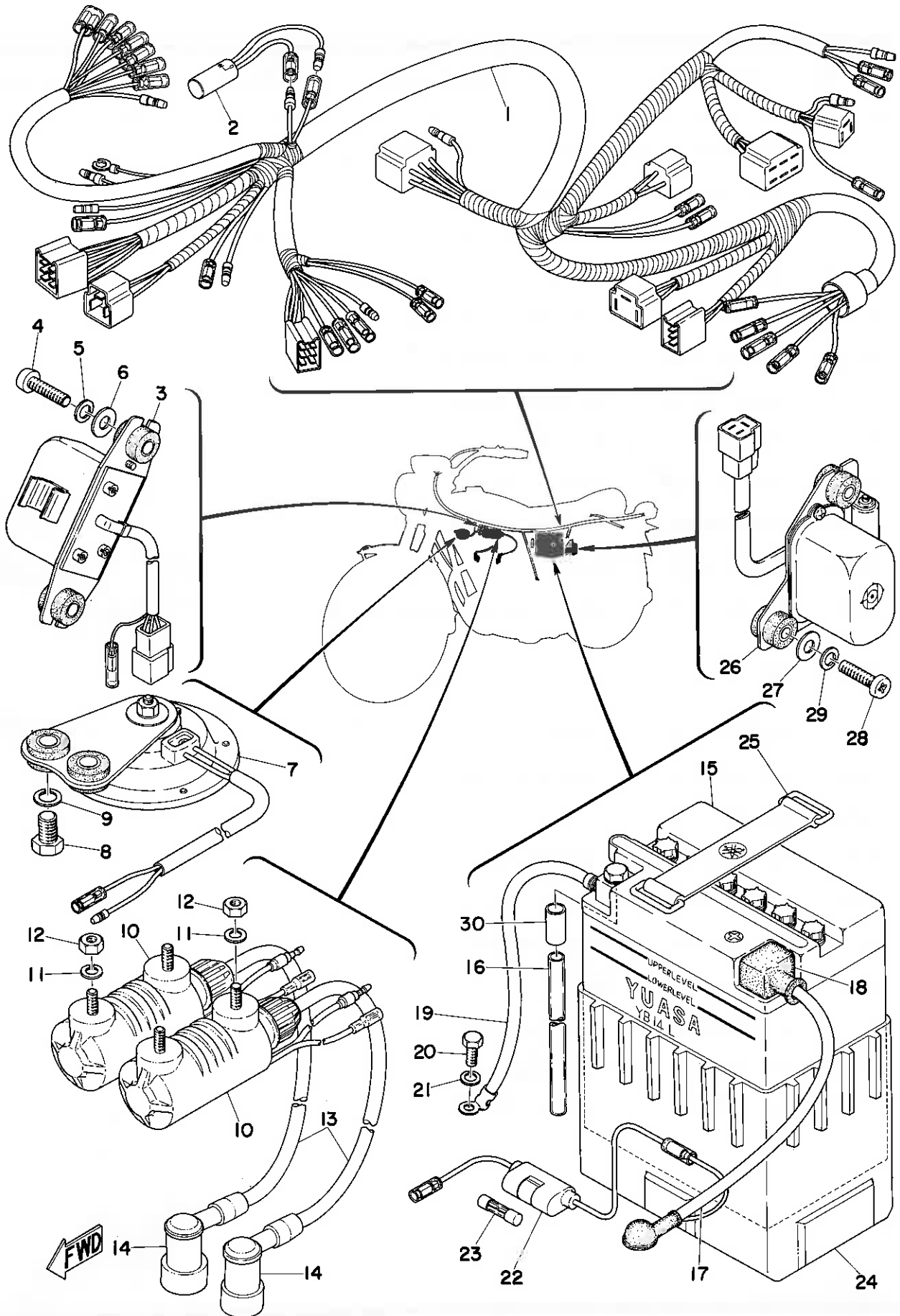
Fig. 39 FLASHER LAMP



# FLASHER LAMP

Ref. No.	Parts No.	Description	Q'ty	Applicable Machine No.	Remarks
39- 1	341-83310-71-93	FRONT FLASHER LAMP ASS'Y ..	2		
39- 2	341-83312-70	. LENS, flasher .....	2		
39- 3	341-83313-70	. PACKING, lens .....	2		
39- 4	256-83311-70	. BULB, flasher (12V-32CP) ....	2		
39- 5	341-83333-70	. SCREW, lens fitting .....	4		
39- 6	366-83316-00	COLLAR, flasher .....	4		
39- 7	256-83321-00	DAMPER, flasher .....	4		
39- 8	275-83359-00	WASHER, special .....	2		
39- 9	371-82519-00	WIRE, earth lead .....	2		
39-10	92901-08100	WASHER, spring .....	4		
39-11	98801-08300	NUT .....	2		
39-12	447-83330-71-93	REAR FLASHER LAMP ASS'Y, left .....	1		
39-13	447-83340-71-93	REAR FLASHER LAMP ASS'Y, right .....	1		
39-14	341-83332-70	. LENS, flasher .....	2		
39-15	341-83313-70	. PACKING, lens .....	2		
39-16	256-83311-70	. BULB (12V-32CP) .....	2		
39-17	341-83333-70	. SCREW, lens fitting .....	4		
39-18	341-83348-00	WASHER, special .....	2		
39-19	447-83336-01	CORD, flasher .....	2		
39-20	98801-08100	NUT .....	2		
39-21	447-83368-00	STAY, flasher 3 .....	1		
39-22	447-83369-00	STAY, flasher 4 .....	1		
39-23	360-83367-09	stud bolt rear flasher 50 mm			TX650A X5650B

Fig. 40 ELECTRICAL 1

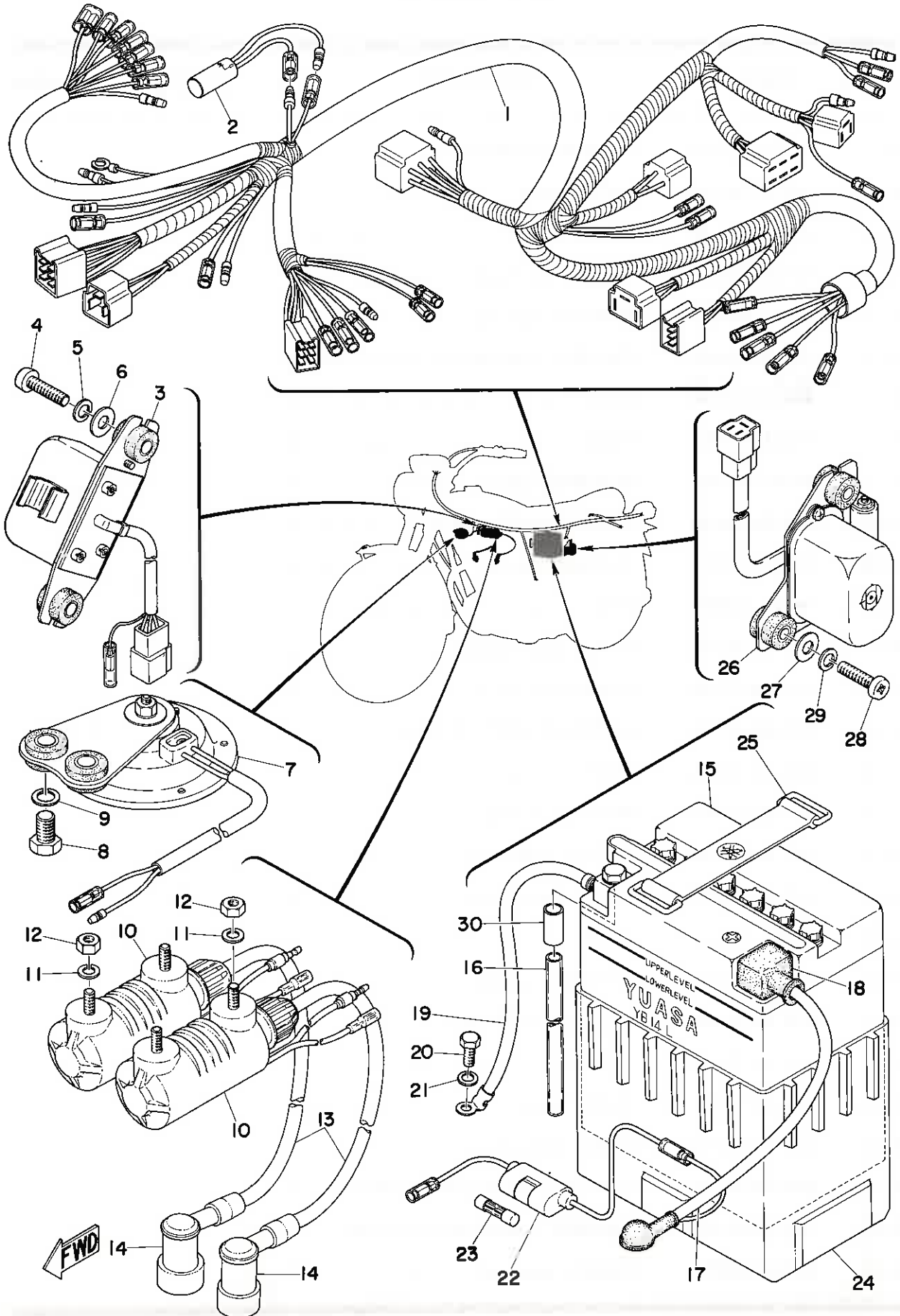




# ELECTRICAL 1

Ref. No.	Parts No.	Description	Q'ty	Applicable Machine No.	Remarks
40- 1	447-82590-31	WIRE HARNESS ASS'Y .....	1		
40- 2	341-81980-00	DIODE ASS'Y .....	1		
40- 3	447-81950-10	RELAY ASS'Y .....	1		
40- 4	92501-06025	SCREW, panhead .....	2		
40- 5	92901-06100	WASHER, spring .....	2		
40- 6	136-22316-00	WASHER, special (6.5-15-1.2) ...	2		
40- 7	<del>256</del> <sup>346</sup> -83371-20 <sup>50</sup>	HORN .....	1		
40- 8	97201-08025	BOLT .....	2		
40- 9	92901-08100	WASHER, spring .....	2		
40-10	254-82310-60	IGNITION COIL ASS'Y .....	2		
40-11	92901-06100	WASHER, spring .....	4		
40-12	98801-06100	NUT .....	4		
40-13	447-82341-00	CORD, high tension .....	2		
40-14	256-82370-00	PLUG CAP ASS'Y .....	2		
40-15	447-82110-80	BATTERY ASS'Y (YB14L) .....	1		12V 13AH
40-16	341-82112-00	PIPE, breather .....	1		
40-17	447-82115-01	WIRE, plus lead .....	1		
40-18	447-82119-00	COVER, lead wire .....	1		
40-19	447-82116-00	WIRE, minus lead .....	1		
40-20	91201-06012	BOLT .....	1		
40-21	92901-06100	WASHER, spring .....	1		
40-22	<del>164</del> <sup>447</sup> -82150-00	FUSE HOLDER ASS'Y .....	1		
40-23	148-82151-00	. FUSE .....	2		
40-24	447-82122-00	SEAT, battery .....	1		
40-25	120-82131-00	BAND, battery .....	1		
40-26	447-81910-10	VOLTAGE REGULATOR ASS'Y ...	1		
40-27	136-22316-00	WASHER, special (6.5-15-1.2) ...	2		
40-28	92501-06025	SCREW, panhead .....	2		

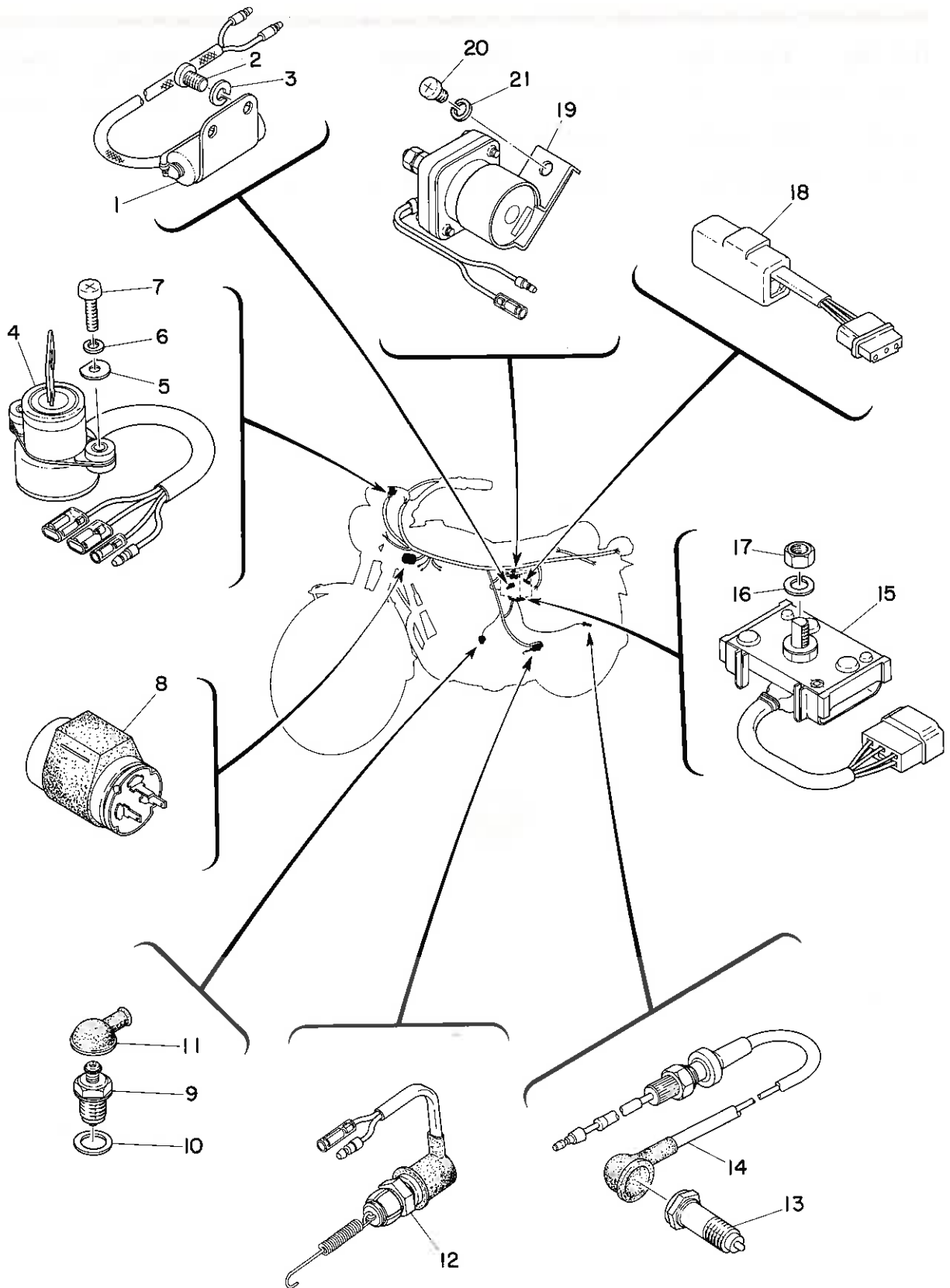
Fig. 40 ELECTRICAL 1



# ELECTRICAL 1

Ref. No.	Parts No.	Description	Q'ty	Applicable Machine No.	Remarks
40-29	92901-06100	WASHER, spring .....	2		
40-30	90386-07043	COLLAR (7.6-9.5-20) .....	1		

Fig. 41 ELECTRICAL 2



## ELECTRICAL 2

Ref. No.	Parts No.	Description	Q'ty	Applicable Machine No.	Remarks
41- 1	256-81625-10	CONDENSER .....	1		
41- 2	92501-06008	SCREW, panhead .....	2		
41- 3	92901-06100	WASHER, spring .....	2		
41- 4	360-82508-42	MAIN SWITCH ASS'Y .....	1		
41- 5	360-82517-00	WASHER, special .....	2		
41- 6	92901-05100	WASHER, spring .....	2		
41- 7	98501-05020	SCREW, panhead .....	2		
41- 8	447-83350-70	FLASHER RELAY ASS'Y .....	1		
41- 9	168-82540-00	NEUTRAL SWITCH ASS'Y .....	1		
41-10	168-82543-00	GASKET .....	1		
41-11	168-82542-00	CAP .....	1		
41-12	447-82530-01	STOP SWITCH ASS'Y .....	1		
41-13	341-82503-01	SWITCH, alarm .....	1		
41-14	<sup>447</sup> <del>371</del> -82531-00	WIRE, lead .....	1		
41-15	447-81970-10	RECTIFIER ASS'Y .....	1		
41-16	92901-08100	WASHER, spring .....	1		
41-17	98801-08300	NUT .....	1		
41-18	371-84708-01	CHECKER, lamp .....	1		
41-19	447-81940-10	STARTER SWITCH ASS'Y .....	1		
41-20	92501-06015	SCREW, panhead .....	1		
41-21	92901-06100	WASHER, spring .....	1		
41-22	256-81615-00	wire, lead .....	1		



# NUMERICAL INDEX



# NUMERICAL INDEX

Ref No.	Parts No.	Ref No.	Parts No.	Ref No.	Parts No.
38-23	251-84717-60	4-22	256-11556-00	19- 1	256-13556-00
40-10	254-82310-60	4-10	256-11561-00	20-27	256-14135-00
9- 0-1	256-00001-01	4-16	256-11610-00	20-15	256-14146-01
1-36	256-11108-03	4-16	256-11610-10	20-57	256-14197-01
1- 4	256-11133-11	4-16	256-11610-20	19- 8	256-14455-00
1- 4	256-11133-21	4-16	256-11610-30	19- 7	256-14456-00
1- 5	256-11134-11	4-16	256-11610-40	19-10	256-14487-00
1- 5	256-11134-21	4- 8	256-11681-00	21- 3	256-14613-00
1-26	256-11146-00	4- 7	256-11685-00	16-14	256-14652-00
1-29	256-11151-00	3- 3	256-12116-01	20-44	256-14918-00
5- 3	256-11154-00	3- 6	256-12117-00	20-18	256-14919-00
5- 4	256-11155-00	3-11	256-12156-01	20-31	256-14922-01
5- 7	256-11156-00	3-10	256-12158-00	20-33	256-14923-00
1-27	256-11157-01	5-25	256-12212-01	20-20	256-14933-00
1-32	256-11158-01	5-24	256-12214-00	20-32	256-14934-01
1-34	256-11159-00	5-23	256-12218-00	20-16	256-14940-00
1-37	256-11169-00	5-26	256-12231-01	20- 9	256-14942-45
1- 9	256-11171-00	5- 12	256-12248-00	20-10	256-14944-25
1-11	256-11173-02	5-36	256-12249-00	20-10	256-14944-26
1-10	256-11174-00	9-23	256-13161-01	20-10	256-14944-27
3-13	256-11177-00	9-24	256-13165-01	20-10	256-24944-76
1-16	256-11179-00	9-26	256-13166-00	20-19	256-14946-00
1-14	256-11186-00	9-25	256-13167-00	20-47	256-14952-00
1-40	256-11189-00	9-27	256-13168-00	20-42	256-14953-00
1-15	256-11196-01	9- 2	256-13310-02	20-45	256-14955-00
16-13	256-11198-00	9- 3	256-13314-02	20-11	256-14956-01
1- 8	256-11199-00	9- 1	256-13316-02	20-21	256-14958-00
2- 5	256-11351-00	4-26	256-13324-00	20-50	256-14973-00
2- 3	256-11361-00	9- 6	256-13325-00	20- 7	256-14984-00
2-11	256-11395-02	9- 5	256-13334-00	20- 5	256-14985-00
5-27	256-11396-00	9-12	256-13411-01	20-58	256-14987-00
10- 6	256-11396-00	9-11	256-13414-00	20-12	256-14991-00
18- 7	256-11396-00	9-13	256-13417-00	20-36	256-14997-00
2-12	256-11397-01	9-17	256-13441-00	16- 4	256-15192-00
4- 1	256-11412-01	9-18	256-13445-00	16- 5	256-15193-00
4- 2	256-11422-01	9-22	256-23493-00	16- 6	256-15194-00
4- 3	256-11432-02	9-20	256-13494-00	16- 7	256-15196-00
4-28	256-11555-00	9-19	256-13495-00	9-28	256-15351-00



# NUMERICAL INDEX

Ref No.	Parts No.	Ref No.	Parts No.	Ref No.	Parts No.
16-22	256-15351-00	12-18	256-17231-00	28- 3	256-23412-00
9-29	256-15353-00	12-15	256-17236-00-10	28- 4	256-23413-00
16-23	256-15353-00	12-15	256-17236-00-12	28- 5	256-23414-00
16-20	256-15362-00	12-19	256-17241-00	28-20	256-23434-01
16-21	256-15364-00	12-17	256-17251-00	28-16	256-23442-00-98
16-19	256-15395-00	12-13	256-17421-00	28-22	256-23444-00
18- 8	256-15416-02	12-28	256-17461-70	31-34	256-24143-00
17- 8	256-15417-01	12-26	256-17462-00	31-17	256-24181-01
18- 1	256-15421-02	12-30	256-17463-00	31-33	256-24512-00
17- 6	256-15425-00	12-29	256-17464-00	31-26	256-24521-00
13-18	256-15439-00	10- 1	256-17811-01	31-25	256-24522-00
18- 2	256-15451-00	10- 9	256-17831-00	31-29	256-24537-00
18- 9	256-15456-00	10- 8	256-17837-00	31-31	256-24543-00
15-18	256-15615-00	10- 7	256-17841-01	35- 1	256-25311-00
15-20	256-15618-00	10- 4	256-17848-00	35- 8	256-25315-00
15- 2	256-15654-00	10- 5	256-17867-00	35- 7	256-25317-00
15- 1	256-15660-02	14- 1	256-18101-01	35-23	256-25367-00
15- 9	256-15664-01	14-11	256-18111-00-93	35-19	256-25376-00
15- 8	256-15665-00	13-28	256-18143-02	35-22	256-25377-00
15- 7	256-15666-00	13-24	256-18177-00	35-36	256-25381-00
15- 3	256-15673-00	13-11	256-18511-00	35-33	256-25382-00
15- 5	256-15687-00	13-12	256-18512-00	35-26	256-25412-00
4-25	256-16111-00	13-13	256-18513-00	35-24	256-25432-20
11- 1	256-16150-01	13-17	256-18531-00	35-24	256-25434-20
11-14	256-16181-01	13-15	256-18552-00	35-24	256-25436-20
11- 8	256-16333-00	13-25	256-18562-00	29-13	256-26243-00
11- 9	256-16337-00	13-26	256-18565-00	29-20	256-26344-00
11-20	256-16340-01	13-21	256-18567-00	24- 4	256-27116-00
11-22	256-16343-01	13-22	256-18577-00	24-19	256-27414-00
11-10	256-16356-00	22- 5	256-21316-00	6- 6	256-81611-10
11-18	256-16357-00	22- 4	256-21317-00	6- 7	256-81612-10
11-24	256-16396-01	22-14	256-21481-00	6- 8	256-81613-10
12- 8	256-17121-00	23-22	256-21717-00	6- 3	256-81614-10
12- 5	256-17131-00	23- 6	256-21729-00	5-35	256-81615-10
12- 2	256-17141-00	23- 7	256-21747-00	5-33	256-81621-11
12- 3	256-17154-00-10	25- 3	256-22123-01	41- 1	256-81625-10
12- 3	256-17154-00-12	27-16	256-23142-60	5-34	256-81631-10
12-14	256-17221-00	28- 2	256-23411-00	6- 1	256-81650-10

# NUMERICAL INDEX

Ref No.	Parts No.	Ref No.	Parts No.	Ref No.	Parts No.
5-31	256-81651-10	20-26	306-14171-00	7-19	306-15571-00
5-30	256-81653-10	20-30	306-14173-00	7- 2	306-15572-00
40-14	256-82370-00	20-29	306-14174-00	15- 4	306-15641-00
39- 4	256-83311-70	21- 4	306-14651-00	12-20	306-17211-00
39-16	256-83311-70	20-28	306-14954-00	12- 1	306-17411-00
39- 7	256-83321-00	20-35	306-14954-00	14- 5	306-18139-00
40- 7	256-83371-20	20-39	306-14960-00	13- 0-1	306-18540-00
22-27	256-83936-00	20-38	306-14961-00	13- 1	306-18541-00
38- 2	256-84714-60	20-41	306-14963-00	13- 4	306-18546-00
27-21	275-23346-61	20-40	306-14964-00	13-20	306-18558-00
39- 8	275-83359-00	20-37	306-14970-00	27-17	306-23118-60
38- 3	275-84523-60	20-59	306-14975-00	33-23	306-25136-00
38- 8	275-84525-60	20-54	306-14988-00	33-21	306-25138-00
38- 7	275-84526-60	16- 1	306-15100-01	34- 8	306-25810-04
38- 9	275-84527-60	16-10	306-15192-00	34- 9	306-25811-02
4-30	278-11546-00	16-11	306-15193-00	34-19	306-25818-00
27- 6	278-23128-50	16-12	306-15197-00	34-16	306-25821-01
27-12	278-23144-50	17- 1	306-15411-01	34-17	306-25822-01
27- 3	278-23145-50	7-23	306-15431-00	34-13	306-25824-00
27-26	278-23158-50	7-24	306-15452-00	34-14	306-25825-01
27- 8	278-23171-50	17- 2	306-15461-00	34-18	306-25826-01
27-25	278-23181-50	7-20	306-15512-00	34-10	306-25827-03
32-12	278-27114-00	7-12	306-15513-00	34-11	306-25828-03
19-14	288-14455-00	7-11	306-15514-00	34-12	306-25829-00
27-14	291-23163-61	7- 5	306-15515-00	34- 1	306-25831-01
27-24	304-13578-00	7- 4	306-15516-01	34- 3	306-25833-00
1- 0-1	306-11110-03	7-21	306-15517-00	34- 4	306-25834-00
1- 2	306-11111-01	7-22	306-15521-00	30-36	306-25871-00
1-17	306-11179-00	7-10	306-15522-00	30-35	306-25876-00
2- 6	306-11181-00	7- 1	306-15524-00	30-22	306-25877-01
1-20	306-11185-09	7-13	306-15531-00	30-23	306-25878-00
1- 1	306-11191-03	7-18	306-15532-00	30-37	306-25881-00
1-21	306-11198-00	7- 3	306-15536-01	29-12	306-26242-00
2- 1	306-11311-00	7-16	306-15541-00	29-12	306-26242-10
4- 4	306-11442-02	8-15	306-15551-00	6- 0-1	306-81600-10
4- 9	306-11681-00	7- 6	306-15561-00	6- 2	306-81610-10
3- 8	306-12151-00	7- 7	306-15562-00	8- 0-1	306-81800-11
5-15	306-12213-00	7- 8	306-15563-00	8- 2	306-81811-10

# NUMERICAL INDEX

Ref No.	Parts No.	Ref No.	Parts No.	Ref No.	Parts No.
8- 3	306-81812-10	11- 6	341-16325-01	33-27	341-25183-00
8-12	306-81823-10	11- 7	341-16351-01	33-20	341-25191-01
8- 4	306-81825-10	11- 4	341-16371-01	35-14	341-25351-00
8- 9	306-81826-10	12- 6	341-17151-00	35-17	341-25355-00
8- 6	306-81827-10	13-23	341-18140-00	35-37	341-25371-00
8- 8	306-81828-10	13-27	341-18594-00	35-38	341-25378-00
8-10	306-81829-10	26- 2	341-21513-01	35-35	341-25383-00
8-14	306-81840-10	26- 3	341-21514-01	35-30	341-25388-01
8- 1	306-81850-10	26-29	341-21637-00	35-29	341-25389-01
8-11	306-81862-10	23-13	341-21717-00	34- 6	341-25411-00
8- 7	306-81893-10	25- 5	341-22128-00	34- 7	341-25412-00
38-24	306-82599-00	25-10	341-22177-00	30- 4	341-25809-00
30-18	306-83924-00	25-15	341-22211-20	34- 2	341-25832-01
29- 8	306-83925-00	25-16	341-22213-20	33-14	341-25846-00
30-17	306-83927-00	25-17	341-22243-00	30- 0-1	341-25850-00
30-16	306-83928-01	27-19	341-23111-51	30- 1	341-25851-00
38- 1	306-84711-60	27-22	341-23167-51	30- 9	341-25852-00
31- 9	308-24623-00	22-21	341-23408-00	30-11	341-25854-00
31-13	308-24624-00	28-14	341-23443-00	30-10	341-25855-00
31- 6	308-24641-00	28-15	341-23451-00	30- 5	341-25857-00
31- 5	308-24642-00	28-19	341-23469-00	30- 3	341-25858-00
31- 4	322-24161-00	37- 3	341-23469-00	30- 2	341-25863-00
4-23	341-11545-00	31- 2	341-24254-01	30- 6	341-25866-00
4-18	341-11634-00	31- 3	341-24255-01	30-12	341-25867-00
3- 1	341-12111-01	31-14	341-24602-01	30- 7	341-25868-00
3- 7	341-12118-00	31- 7	341-24612-01	30- 8	341-25869-00
3- 2	341-12121-01	31-11	341-24628-00	30-34	341-25873-01
3- 9	341-12159-01	31-12	341-24637-00	30-29	341-25881-00
5- 2	341-12176-00	31- 0-1	341-24653-00	30-31	341-25885-03
5-20	341-12216-00	33- 2	341-25104-00	29-21	341-26329-00
5-21	341-12232-00	33- 1	341-25111-01	30-21	341-26329-00
20-17	341-14116-08	33-10	341-25117-01	29-14	341-26393-00
20-55	341-14196-00	33-29	341-25118-00	24-35	341-27216-00
19- 9	341-14453-00	33-17	341-25135-01	24-47	341-27217-00
20-56	341-14919-00	33-15	341-25137-00	24-10	341-27314-02
20- 1	341-14941-84	33-16	341-25147-00	24-15	341-27413-00
15-13	341-15621-00	33-13	341-25149-00	24-14	341-27423-00
11- 5	341-16321-13	33-24	341-25181-01	24-13	341-27451-00

# NUMERICAL INDEX

Ref No.	Parts No.	Ref No.	Parts No.	Ref No.	Parts No.
32-16	341-28185-00	4-17	363-11633-00	4-15	447-11636-00
32-17	341-28187-00	1-39	366-11166-10	4-15	447-11637-00
32-18	341-28188-00	20-46	366-14905-00	4-15	447-11638-00
40- 2	341-81980-00	27- 1	366-23126-60	4- 5	447-11651-00
40-16	341-82112-00	27- 2	366-23136-60	3- 5	447-12113-00
41-13	341-82503-01	22-26	366-82591-00	3- 4	447-12114-00
29- 4	341-82911-00	39- 6	366-83316-00	5- 0-1	447-12170-00
39- 1	341-83310-71-93	21- 9	371-14714-00	5- 1	447-12171-00
39- 2	341-83312-70	27-11	371-23124-62	5-16	447-12211-00
39- 3	341-83313-70	27-29	371-23168-60	5-19	447-12217-00
39-15	341-83313-70	32- 3	371-24726-01	5-22	447-12228-00
39-14	341-83332-70	32- 4	371-24728-00	5-11	447-12243-00
39- 5	341-83333-70	32- 9	371-24780-01	19- 2	447-13555-00
39-17	341-83333-70	33- 7	371-25847-00	19- 4	447-13564-00
39-18	341-83348-00	30-30	371-25883-00	19- 3	447-13565-00
37-24	341-83550-00	39- 9	371-82519-00	19- 5	447-13584-00
30-39	341-83909-00	41-14	371-82531-00	19-11	447-14411-01
30-19	341-83925-00	37- 8	371-83507-70	19-18	447-14412-01
30-38	341-83980-30	37-15	371-83508-70	19-12	447-14421-01
36- 4	341-84315-40	37- 6	371-83513-70	19-19	447-14422-01
36- 7	341-84320-60	37-13	371-83513-70	19-21	447-14441-00
36-14	341-84331-60	37- 7	371-83523-70	19-16	447-14451-01
36-17	341-84332-60	37-14	371-83523-70	19-15	447-14454-00
36-15	341-84333-60	37-21	371-83547-70	19-13	447-14463-01
36-19	341-84397-61	37- 5	371-83578-70	19-17	447-14468-01
38- 0-1	341-84710-60	29- 3	371-83973-01	21- 1	447-14611-02
38- 4	341-84721-60	36-20	371-84312-60	21- 2	447-14621-02
38- 6	341-84722-60	41-18	371-84708-01	21- 7	447-14711-03
38- 5	341-84724-60	32- 2	389-24726-00-33	21-11	447-14715-01
38-10	341-84751-61-93	32-13	389-24756-00	21- 8	447-14721-03
22-28	341-85111-00	29-22	407-26290-50	20- 0-1	447-14901-00
38-11	341-85111-60	29-23	407-26290-60	20- 0-2	447-14902-00
30-26	351-25887-01	36-27	437-21633-00	20-22	447-14926-00
28-17	360-23441-00-98	4- 0-1	447-11400-00	20-23	447-14927-00
30-24	360-25862-00	4-13	447-11549-01	20- 8	447-14981-00
41- 4	360-82508-42	4-15	447-11631-00-96	15-15	447-15611-00-93
41- 5	360-82517-00	4-15	447-11631-00-97	11- 0-1	447-16301-00
30-15	360-83922-00	4-15	447-11635-00	14-10	447-17466-00

# NUMERICAL INDEX

Ref No.	Parts No.	Ref No.	Parts No.	Ref No.	Parts No.
22- 1	447-21110-02-33	31-18	447-24500-01	40-19	447-82116-00
23- 2	447-21149-00	31-19	447-24510-01	40-18	447-82119-00
23- 1	447-21170-02-33	31-21	447-24524-00	40-24	447-82122-00
26-22	447-21268-01	31-23	447-24525-00	23- 8	447-82128-00
22- 2	447-21314-00	32- 1	447-24730-01	40-13	447-82341-00
22- 3	447-21315-00	32- 0-1	447-24731-00	41-12	447-82530-01
22-11	447-21318-00	35- 2	447-25304-00	40- 1	447-82590-31
22-16	447-21319-00	35-13	447-25321-00	29- 0-1	447-82910-00
23- 3	447-21344-00	35-11	447-25330-00	39-12	447-83330-71-93
22-17	447-21387-00	35-15	447-25353-00	39-19	447-83336-01
26- 1	447-21511-00-93	35-43	447-25373-00	39-13	447-83340-71-93
26-14	447-21610-02-93	30-25	447-25872-00	41- 8	447-83350-70
26-21	447-21629-01	29- 1	447-26111-00	39-21	447-83368-00
23- 9	447-21711-01-N1	29-15	447-26311-00	39-22	447-83369-00
23-20	447-21714-01	29-16	447-26312-00	37-20	447-83509-40
23-14	447-21717-00	29-18	447-26335-00	37- 1	447-83519-40-98
23-11	447-21721-01-N1	24- 1	447-27111-00	37-12	447-83540-40
23-10	447-21784-00	24- 2	447-27112-00	37-25	447-83560-00
23-12	447-21786-00	24-33	447-27211-02-93	37- 4	447-83570-40
25- 1	447-22110-00-33	24-34	447-27212-01	29-11	447-83963-00
25- 6	447-22141-00	24-37	447-27231-02	36- 0-1	447-84310-60
25- 7	447-22149-00	24- 5	447-27311-01	36-22	447-84318-01
25- 2	447-22184-00	24-11	447-27410-00	36- 6	447-84322-60
25-13	447-22210-21	24-12	447-27420-00	36-10	447-84328-61
25-14	447-22212-20	24-23	447-27430-00	36- 1	447-84330-60-N1
25-21	447-22311-01-93	24-25	447-27431-00	36- 8	447-84394-60
25-27	447-22316-00	24-27	447-27433-00	36- 5	447-84395-60
27- 0-1	447-23101-52	24-29	447-27437-00	15- 6	611-45567-00-05
27-15	447-23116-52	24-24	447-27440-00	31-32	801-24437-00
27-31	447-23121-51-N1	24-26	447-27441-00	1-22	802-13558-00
27-13	447-23122-52	23-23	447-28100-10	23-17	810-77318-00
27-23	447-23127-00	5-32	447-81620-10	7-15	826-18195-00
27-32	447-23131-51-N1	40-26	447-81910-10	34-15	856-20000-50
27-10	447-23141-50	41-19	447-81940-10	22-12	90101-10146
27- 9	447-23170-50	40- 3	447-81950-10	22-19	90101-10147
27-20	447-23340-52-33	41-15	447-81970-10	22-20	90101-10148
28- 9	447-23435-00-98	40-15	447-82110-80	22-13	90101-10201
31- 1	447-24110-00-02	40-17	447-82115-01	37- 2	90110-08008

# NUMERICAL INDEX

Ref No.	Parts No.	Ref No.	Parts No.	Ref No.	Parts No.
28-18	90110-08010	19- 6	91316-06020	32-10	92706-06012
24-46	90170-06035	17- 4	91316-06025	20-51	92801-10300
22- 7	90185-08026	18- 6	91316-06025	28-24	92801-10300
22-15	90185-10035	18-10	91316-06025	21- 6	92803-10700
24- 3	90185-10035	17- 5	91316-06040	24-22	92803-10700
28-21	90201-12196	18- 5	91316-06040	25-19	92803-10700
26-17	90201-15239	1-38	91316-06060	34-22	92803-10700
23-18	90209-06044	18- 4	91316-06075	5-14	92900-06100
40-30	90386-07043	11-28	91401-10010	11-12	92900-18100
26-28	90480-15061	24-30	91401-16012	11-13	92900-18200
23-19	90501-18205	24-40	91401-20012	6- 5	92901-04100
23- 4	91101-06015	35-42	91401-20015	6-10	92901-04100
14-13	91101-06020	24- 8	91401-20018	20-14	92901-04100
21-12	91101-10018	13-16	91401-25025	20-48	92901-04100
21-15	91101-10018	33-25	91401-30028	20-53	92901-04100
22-18	91101-10070	35-34	91401-40035	31-28	92901-04100
26- 4	91103-06012	24-28	91501-06035	36-13	92901-04100
26- 6	91103-06018	32- 7	91502-05055	36-16	92901-04200
24-44	91103-06025	23-21	91609-25015	20-24	92901-05100
36-29	91103-06025	16- 2	91810-05016	22-29	92901-05100
2- 9	91103-06035	17- 3	91810-05016	41- 6	92901-05100
19-20	91201-06010	18- 3	91810-05016	22-30	92901-05200
30-28	91201-06012	1- 6	91810-16016	13- 8	92901-05300
32- 5	91201-06012	2- 2	91810-16016	5-10	92901-06100
40-20	91201-06012	1-33	91903-06020	6-13	92901-06100
7-26	91201-06025	32-15	92501-06008	9- 8	92901-06100
9-16	91201-06025	41- 2	92501-06008	9-15	92901-06100
25-25	91201-06025	5-13	92501-06015	23- 5	92901-06100
30-13	91201-06025	41-20	92501-06015	26-12	92901-06100
30-32	91201-06025	36-23	92501-06018	26-26	92901-06100
7-27	91201-06030	7-14	92501-06020	30-14	92901-06100
9-14	91201-06040	7-17	92501-06020	30-27	92901-06100
5-17	91203-06018	9- 9	92501-06020	30-33	92901-06100
25-26	91203-06020	40- 4	92501-06025	32- 6	92901-06100
29- 6	91203-06020	40-28	92501-06025	32-14	92901-06100
35-18	91203-06020	6-12	92501-06075	36-24	92901-06100
38-14	91203-06025	33- 8	92501-08015	36-28	92901-06100
26-19	91203-10030	1-31	92701-06015	38-18	92901-06100

# NUMERICAL INDEX

Ref No.	Parts No.	Ref No.	Parts No.	Ref No.	Parts No.
40- 5	92901-06100	26- 5	92903-06100	12-11	93305-20501
40-11	92901-06100	26- 7	92903-06100	12-24	93305-20601
40-21	92901-06100	29- 9	92903-06100	33-26	93306-30301
40-29	92901-06100	1-18	92903-06200	33-12	93306-30306
41- 3	92901-06100	2-10	92903-06200	35- 9	93306-30404
41-21	92901-06100	26- 8	92903-06200	35-20	93306-30507
1-28	92901-06200	28-12	92903-08100	4-14	93306-30604
5-18	92901-06200	1-13	92903-08200	4- 6	93310-62660
36-25	92901-06200	1-23	92903-08200	12-23	93313-32005
1-30	92901-06500	2- 8	92903-08200	12-10	93313-32007
8-17	92901-08100	21- 5	92903-10100	5- 5	93316-00501
25-12	92901-08100	21-13	92903-10100	13- 2	93318-32003
26-10	92901-08100	25-18	92903-10100	13-10	93320-31501
33- 9	92901-08100	26-18	92903-10100	11- 2	93341-23504
35-40	92901-08100	21-14	92903-10200	4-11	93390-00003
39-10	92901-08100	37-22	92906-04100	7- 9	93410-17008
40- 9	92901-08100	8- 5	93101-17047	12-22	93410-20021
41-16	92901-08100	5- 6	93101-25044	12- 7	93410-25017
8-18	92901-08200	11-21	93102-08094	15-11	93410-25017
16- 8	92901-08200	15-12	93102-25064	4-12	93410-32019
16-18	92901-08200	4-20	93102-25093	27- 7	93420-28025
35-39	92901-08200	33-19	93102-28022	31-10	93430-02001
38-22	92901-08200	7-28	93102-34095	31- 8	93430-06005
21-16	92901-10100	35-21	93102-35065	14- 9	93430-12009
22- 9	92901-10100	10- 3	93104-07036	15-19	93430-12022
24-21	92901-10100	35-10	93104-27026	12- 4	93440-25020
28-23	92901-10100	12-27	93105-40016	12-16	93440-30015
34-20	92901-10100	33-28	93105-45017	12-12	93440-52014
34-21	92901-10200	14- 7	93109-14010	4-24	93440-78011
4-21	92901-12100	20- 2	93210-03142	9-21	93501-04004
4-27	92901-14100	1- 7	93210-12152	28- 6	93501-04011
33-30	92901-14200	10- 2	93210-12154	11-17	93505-16006
37-10	92903-05100	1- 3	93210-15151	15-16	93505-16006
37-17	92903-05100	3-12	93210-17143	5- 8	93603-07073
38-12	92903-05100	1-25	93210-45150	13- 7	93603-14026
37- 9	92903-05200	2- 4	93210-82153	16- 3	93603-14026
37-16	92903-05200			4-29	93603-17070
24-45	92903-06100			9- 4	93603-17070



# NUMERICAL INDEX

Ref No.	Parts No.	Ref No.	Parts No.	Ref No.	Parts No.
7-25	93604-08071	31-27	98501-04008	1-24	98803-08700
13- 3	93604-10011	6- 9	98501-04012	28-13	98803-08700
9-10	93604-12037	20-13	98501-04012	25- 8	98804-14100
13- 5	93604-14012	20-49	98501-04012		
4-19	93605-12069	20-52	98501-04012		
24-36	93700-06001	31-15	98501-04018		
25- 9	93700-06001	11-25	98501-05012		
33- 3	94135-19126	20-25	98501-05015		
35- 3	94140-18127	36- 9	98501-05015		
33- 4	94235-19034	41- 7	98501-05020		
35- 4	94240-18024	13- 9	98501-05045		
33- 6	94335-19026	36-12	98502-04008		
35- 6	94340-18022	17- 7	98503-05010		
33- 5	94418-19098	37-23	98506-04010		
35- 5	94421-18106	8-13	98701-04010		
5-28	94562-19106	6-11	98801-04200		
35-27	94575-30103	36-11	98801-05200		
5-29	94662-19001	5- 9	98801-06100		
35-28	94675-30011	26-13	98801-06100		
1-35	94701-00044	34- 5	98801-06100		
15-14	97101-08030	38-19	98801-06100		
2- 7	97101-08035	40-12	98801-06100		
8-16	97101-08035	9- 7	98801-06200		
22- 6	97101-08055	29-10	98801-06300		
22-10	97101-08090	30-20	98801-06300		
22- 8	97101-10025	35-44	98801-08100		
28-10	97103-08050	39-20	98801-08100		
16-16	97103-08055	16- 9	98801-08200		
28-11	97103-08065	35-32	98801-08300		
16-15	97103-08075	35-41	98801-08300		
16-17	97103-08090	39-11	98801-08300		
26-27	97201-06025	41-17	98801-08300		
26- 9	97201-08020	24- 7	98801-08500		
40- 8	97201-08025	20-43	98801-12200		
25-11	97201-08040	38-13	98803-05100		
1-12	97201-08060	37-11	98803-05700		
31-24	98501-03006	37-18	98803-05700		
6- 4	98501-04008	1-19	98803-06700		



# MODEL XS650B

1975

## NOTICE

ALL PART NUMBERS CONTAINED IN THIS CATALOGUE ARE COMPRISED OF TEN DIGITS. WHEN ORDERING, PLEASE ADD TWO ZEROS TO THE END OF EACH PART NUMBER REQUIRED TO CONVERT THE TEN DIGITS INTO THE NEW TWELVE DIGIT NUMBERS.

This Parts List is for the exclusive parts for the XS650B. Please refer to TX650A Parts List for the parts not listed in this publication.



# CONTENTS

Fig. 1    Cylinder Head · Fuel Tank · Side Cover    ..... 1

Fig. 2    Front Fork    ..... 3

## NUMERICAL INDEX


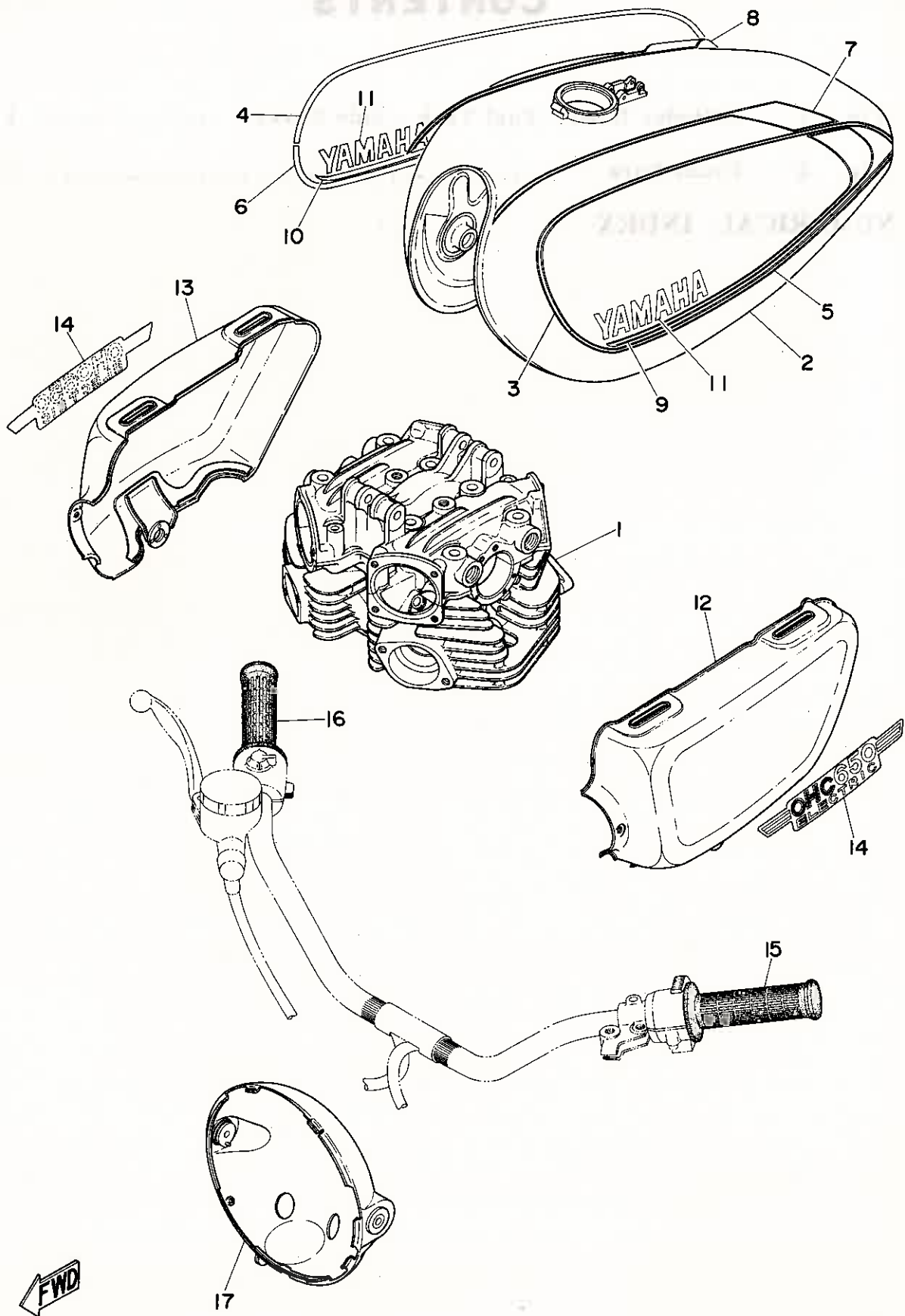


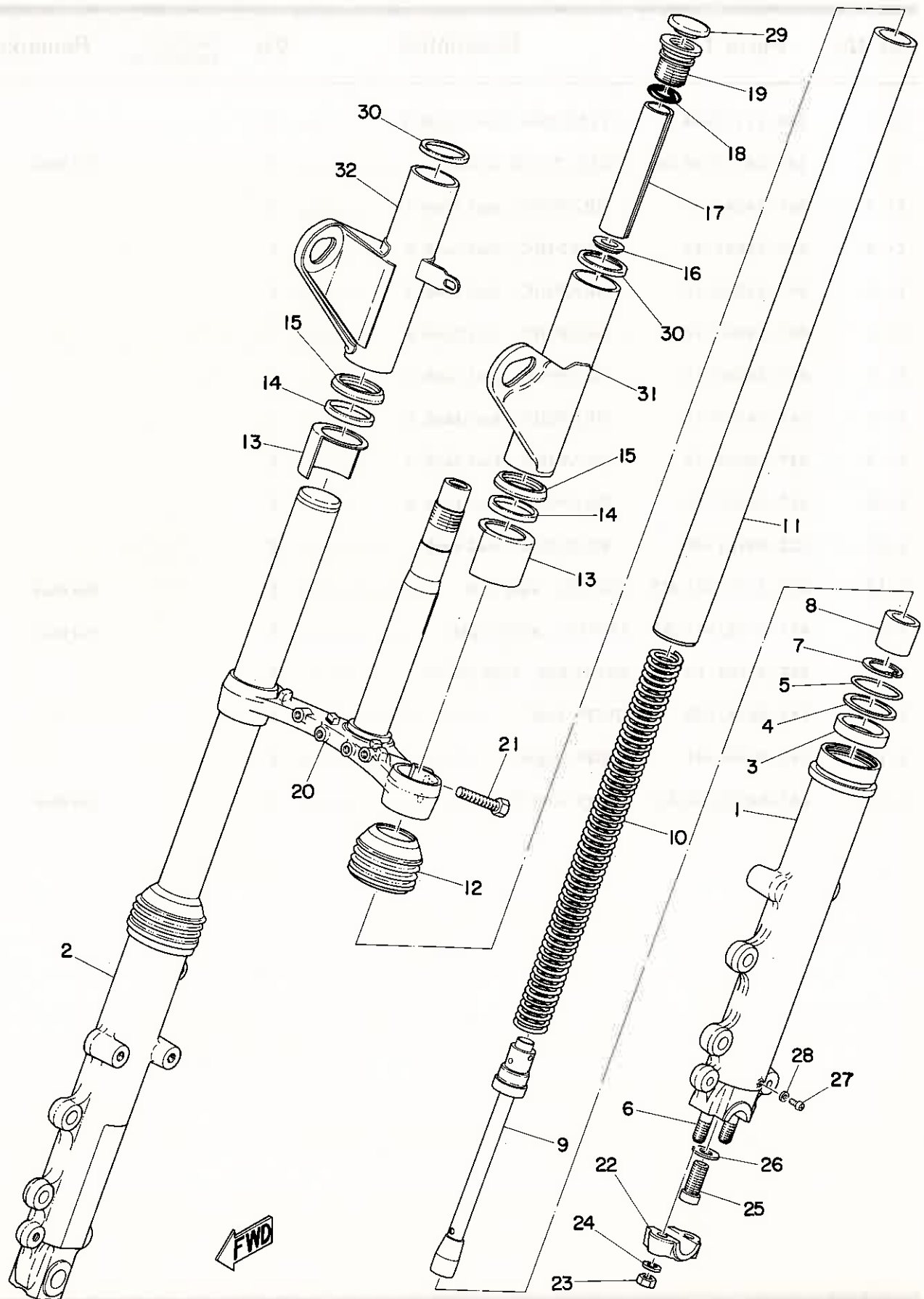
Fig. 1 CYLINDER HEAD · FUEL TANK · SIDE COVER



# CYLINDER HEAD · FUEL TANK · SIDE COVER

Ref. No.	Parts No.	Description	Q'ty	Applicable Machine No.	Remarks
1- 1	306-11110-04	CYLINDER HEAD ASS'Y	..... 1		
1- 2	447-24110-00-06	FUEL TANK COMP.	..... 1		Star Black
1- 3	447-24244-10	. GRAPHIC, fuel tank 1	..... 1		
1- 4	447-24245-10	. GRAPHIC, fuel tank 2	..... 1		
1- 5	447-24246-10	. GRAPHIC, fuel tank 3	..... 1		
1- 6	447-24247-10	. GRAPHIC, fuel tank 4	..... 1		
1- 7	447-24248-10	. GRAPHIC, fuel tank 5	..... 1		
1- 8	447-24249-10	. GRAPHIC, fuel tank 6	..... 1		
1- 9	447-24254-10	. GRAPHIC, fuel tank 7	..... 1		
1-10	447-24255-10	. GRAPHIC, fuel tank 8	..... 1		
1-11	322-24161-00	. EMBLEM, fuel tank	..... 2		
1-12	447-21711-01-R7	COVER, side left	..... 1		Star Black
1-13	447-21721-01-R7	COVER, side right	..... 1		Star Black
1-14	447-21784-10	EMBLEM, side cover	..... 2		
1-15	341-26241-00	GRIP, left	..... 1		
1-16	341-26242-01	GRIP, right	..... 1		
1-17	447-84330-60-R7	BODY ASS'Y	..... 1		Star Black

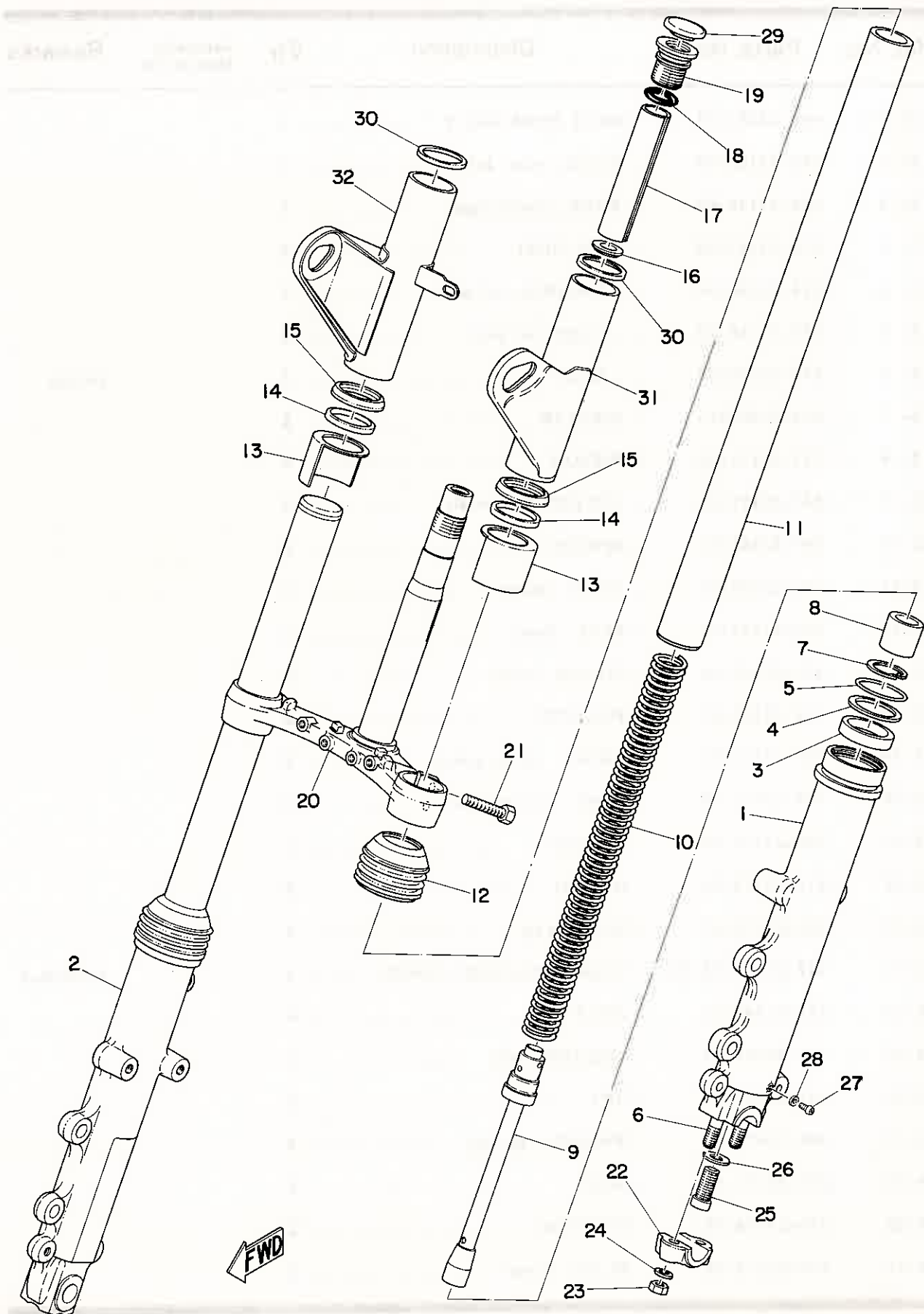
Fig. 2 FRONT FORK



# FRONT FORK

Ref. No.	Parts No.	Description	Q'ty	Applicable Machine No.	Remarks
2- 0-1	447-23101-53	FRONT FORK ASS'Y	1		
2- 1	366-23126-60	. TUBE, outer left	1		
2- 2	366-23136-60	. TUBE, outer right	1		
2- 3	278-23145-50	. . OIL SEAL	2		
2- 4	214-23146-00	. . WASHER, oil seal	2		
2- 5	371-23156-60	. . CLIP, oil seal	2		
2- 6	278-23128-50	. . BOLT	2		Left Side
2- 7	93420-28025	. CIRCLIP	2		
2- 8	371-23171-60	. PISTON	2		
2- 9	447-23170-51	. CYLINDER COMP.	2		
2-10	447-23141-51	. SPRING	2		
2-11	371-23124-63	. TUBE, inner	2		
2-12	278-23144-50	. SEAL, dust	2		
2-13	447-23122-52	. COVER, outer	2		
2-14	291-23163-61	. PACKING	2		
2-15	447-23116-53	. GUIDE, cover under	2		
2-16	304-23142-50	. SEAT, spring upper	2		
2-17	306-23118-60	. SPACER	2		
2-18	214-23114-00	. O-RING	2		
2-19	341-23111-51	. BOLT, cap	2		
2-20	447-23340-53-33	. UNDER BRACKET COMP.	1		Yamaha Black
2-21	275-23346-61	. BOLT	4		
2-22	341-23167-51	. HOLDER, axle	1		
2-23	447-23127-00	. NUT	2		
2-24	304-13578-00	. WASHER, spring	2		
2-25	278-23181-50	. BOLT	2		
2-26	278-23158-50	. PACKING	2		
2-27	122-23119-01	. PLUG, drain	2		

Fig. 2 FRONT FORK





# FRONT FORK

Ref. No.	Parts No.	Description	Q'ty	Applicable Machine No.	Remarks
2-28	122-23129-00	. PACKING .....	2		
2-29	371-23168-60	. CAP .....	2		
2-30	168-23115-00	. GUIDE, cover upper .....	2		
2-31	447-23121-51-R7	COVER, upper left .....	1		Star Black
2-32	447-23131-51-R7	COVER, upper right .....	1		Star Black



# NUMERICAL INDEX

Ref No.	Parts No.	Ref No.	Parts No.	Ref No.	Parts No.
2-27	122-23119-01	2-20	447-23340-53-33		
2-28	122-23129-00	1- 2	447-24110-00-06		
2-30	168-23115-00	1- 3	447-24244-10		
2-18	214-23114-00	1- 4	447-24245-10		
2- 4	214-23146-00	1- 5	447-24246-10		
2-21	275-23346-61	1- 6	447-24247-10		
2- 6	278-23128-50	1- 7	447-24248-10		
2-12	278-23144-50	1- 8	447-24249-10		
2- 3	278-23145-50	1- 9	447-24254-10		
2-26	278-23158-50	1-10	447-24255-10		
2-25	278-23181-50	1-17	447-84330-60-R7		
2-14	291-23163-61	2- 7	93420-28025		
2-16	304-23142-50				
2-24	304-13578-00				
1- 1	306-11110-04				
2-17	306-23118-60				
1-11	322-24161-00				
2-19	341-23111-51				
2-22	341-23167-51				
1-15	341-26241-00				
1-16	341-26242-01				
2- 1	366-23126-60				
2- 2	366-23136-60				
2-11	371-23124-63				
2- 5	371-23156-60				
2-29	371-23168-60				
2- 8	371-23171-60				
1-12	447-21711-01-R7				
1-13	447-21721-01-R7				
1-14	447-21784-10				
2- 0-1	447-23101-53				
2-15	447-23116-53				
2-31	447-23121-51-R7				
2-13	447-23122-52				
2-23	447-23127-00				
2-32	447-23131-51-R7				
2-10	447-23141-51				
2- 9	447-23170-51				

NUMERICAL INDEX

Part No.	Part Name	Part No.	Part Name
1-1	...	1-1	...
1-2	...	1-2	...
1-3	...	1-3	...
1-4	...	1-4	...
1-5	...	1-5	...
1-6	...	1-6	...
1-7	...	1-7	...
1-8	...	1-8	...
1-9	...	1-9	...
1-10	...	1-10	...
1-11	...	1-11	...
1-12	...	1-12	...
1-13	...	1-13	...
1-14	...	1-14	...
1-15	...	1-15	...
1-16	...	1-16	...
1-17	...	1-17	...
1-18	...	1-18	...
1-19	...	1-19	...
1-20	...	1-20	...
1-21	...	1-21	...
1-22	...	1-22	...
1-23	...	1-23	...
1-24	...	1-24	...
1-25	...	1-25	...
1-26	...	1-26	...
1-27	...	1-27	...
1-28	...	1-28	...
1-29	...	1-29	...
1-30	...	1-30	...
1-31	...	1-31	...
1-32	...	1-32	...
1-33	...	1-33	...
1-34	...	1-34	...
1-35	...	1-35	...
1-36	...	1-36	...
1-37	...	1-37	...
1-38	...	1-38	...
1-39	...	1-39	...
1-40	...	1-40	...
1-41	...	1-41	...
1-42	...	1-42	...
1-43	...	1-43	...
1-44	...	1-44	...
1-45	...	1-45	...
1-46	...	1-46	...
1-47	...	1-47	...
1-48	...	1-48	...
1-49	...	1-49	...
1-50	...	1-50	...



**YAMAHA MOTOR CO., LTD.**

**PRINTED IN JAPAN**

First edition Jun., 1974

(LIT-10014-47-01)(447-28198-80)